

UNIVERSITY OF MASSACHUSETTS
DARTMOUTH

Annual
Report of
Proposals
and
Awards

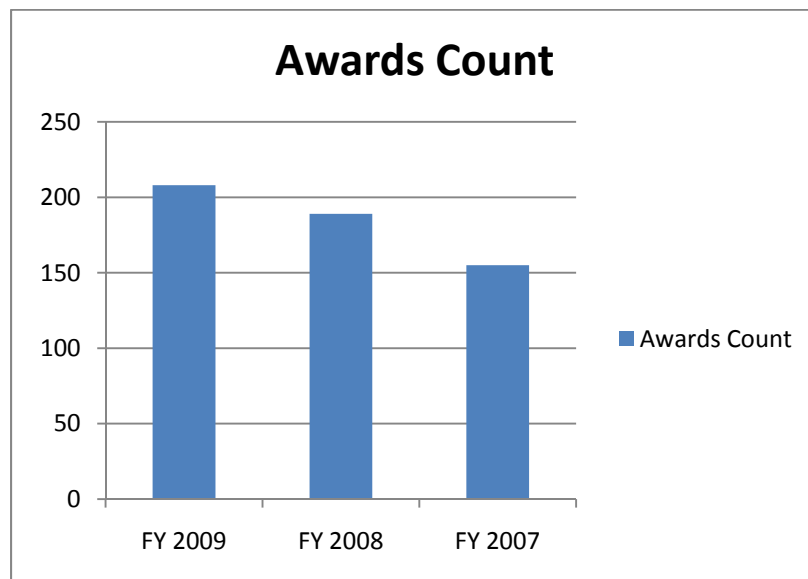
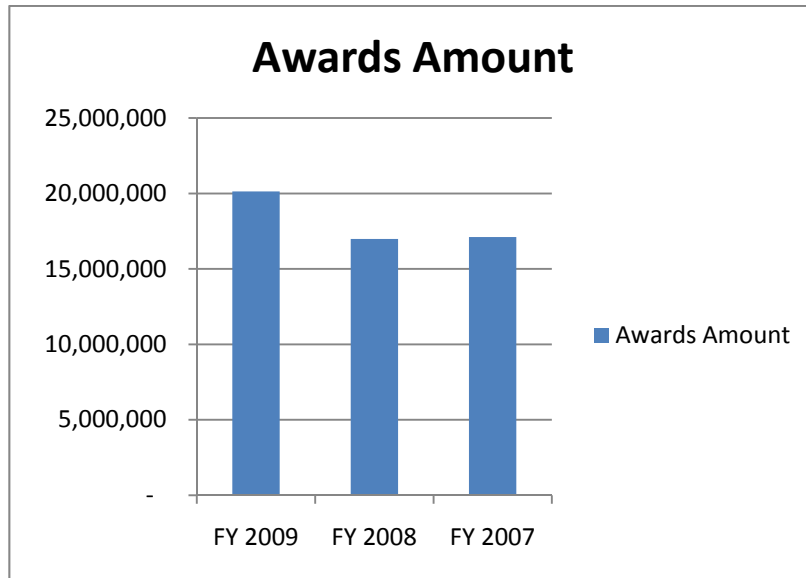
2009

Summary of Sponsored Project Activity July 1, 2008 – June 30, 2009

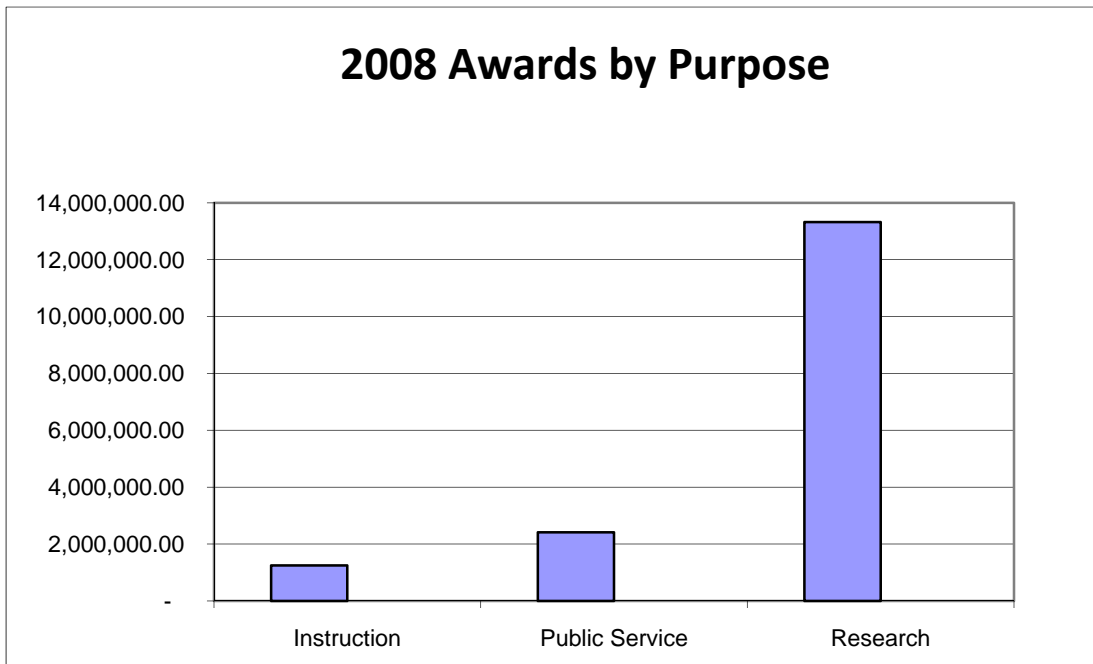
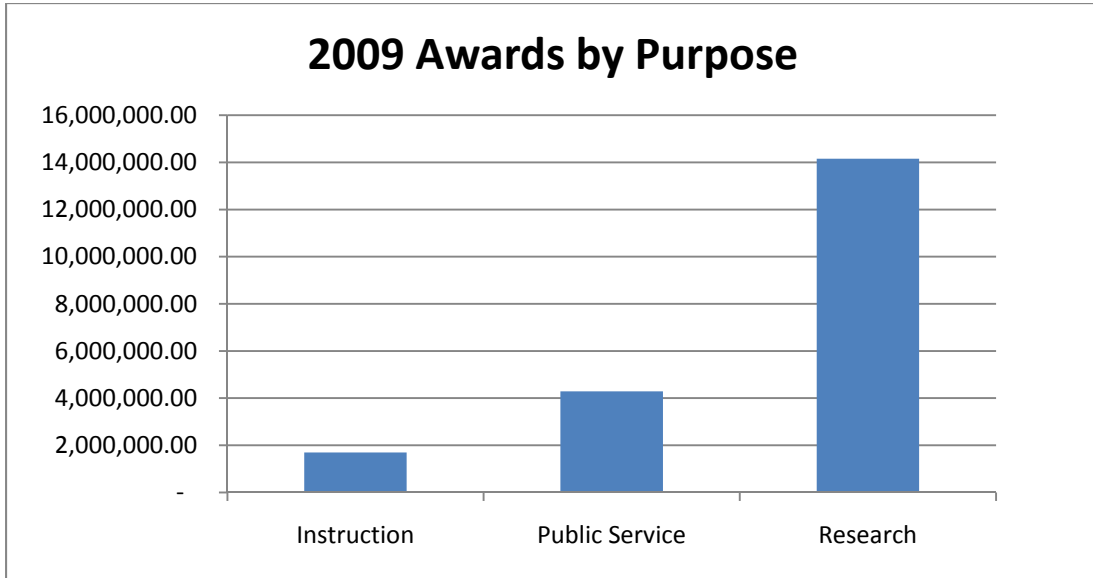
Office of
Research
Administration

Summary Fiscal Year 2009 Proposal and Award Activity

After a slight decrease from FY2007 to FY2008 external funding in the form of new or continuing grants and contracts received by the University of Massachusetts Dartmouth increased by 19% from \$16,982,815 during fiscal year 2008 to \$20,133,810 in FY09. These awards include Research, Training and Other Sponsored Activities. The following charts show the comparison of award amounts and numbers for fiscal years 2007 through 2009.

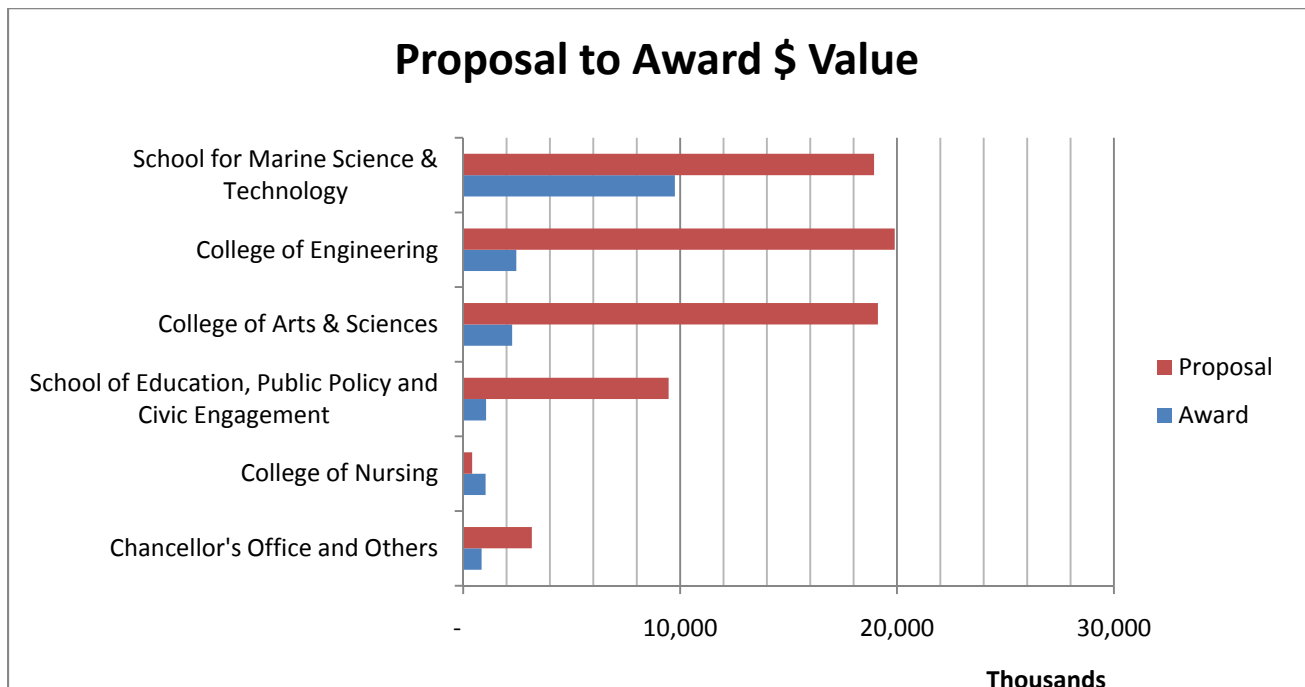
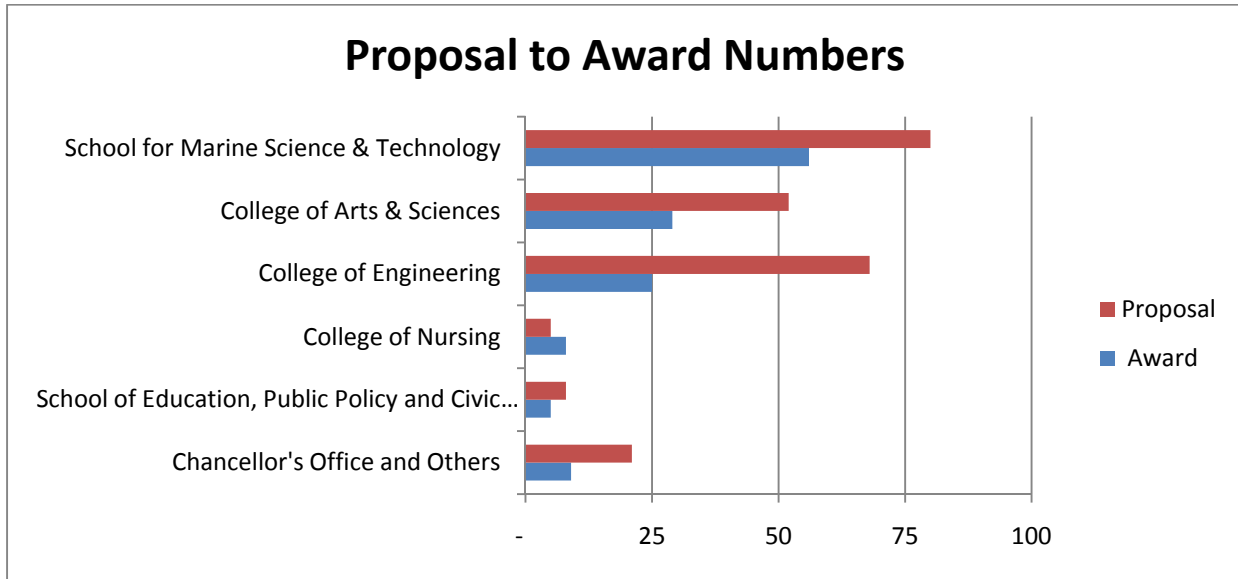


The majority of awards received were for research purposes, these awards totaled more than \$14.1 million in FY 09, 70% of the total compared to \$13 million in FY 08. Public service awards were 21% of the total at \$4.3 million compared to \$2.9 million in FY 08 and the remaining 9% of awards totaling \$1.7 million were for instruction and training purposes compared to \$1.2 million in FY 08.



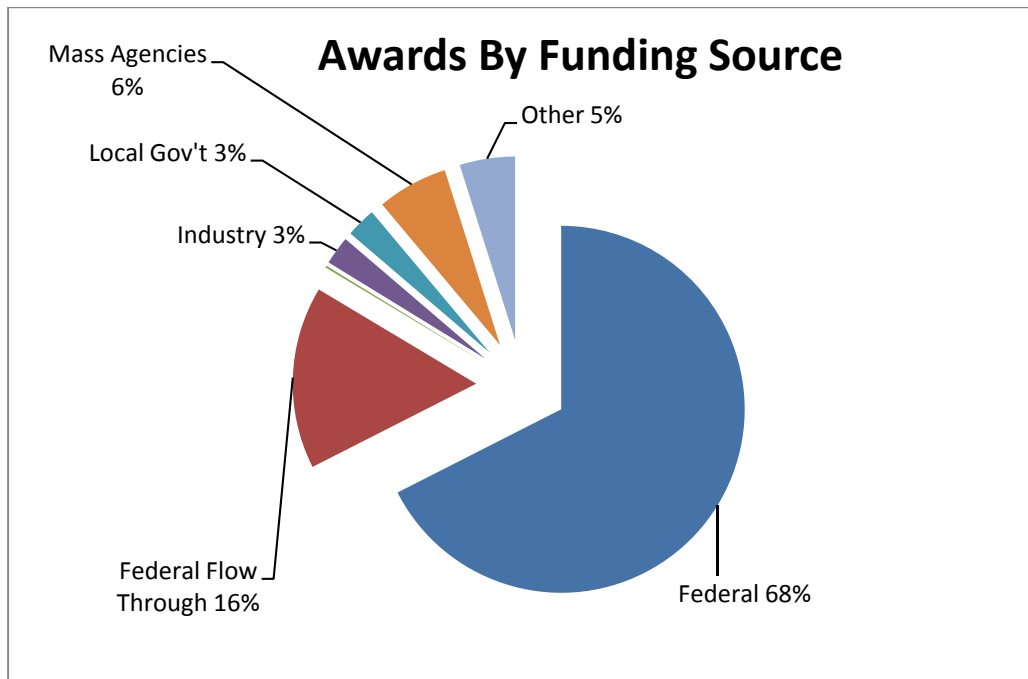
Proposals to Awards Comparisons Fiscal Year 2009

103 faculty and project directors submitted 234 proposals requesting \$71 million in funding compared to 105 faculty and project directors requesting \$84 million in FY 2008. Average proposal value requested was \$304,000. Of the funding received, 156 were new awards totaling \$15 million. The following page includes graphs of both the number and value of proposals submitted compared to new awards received.



Awards by Funding Source

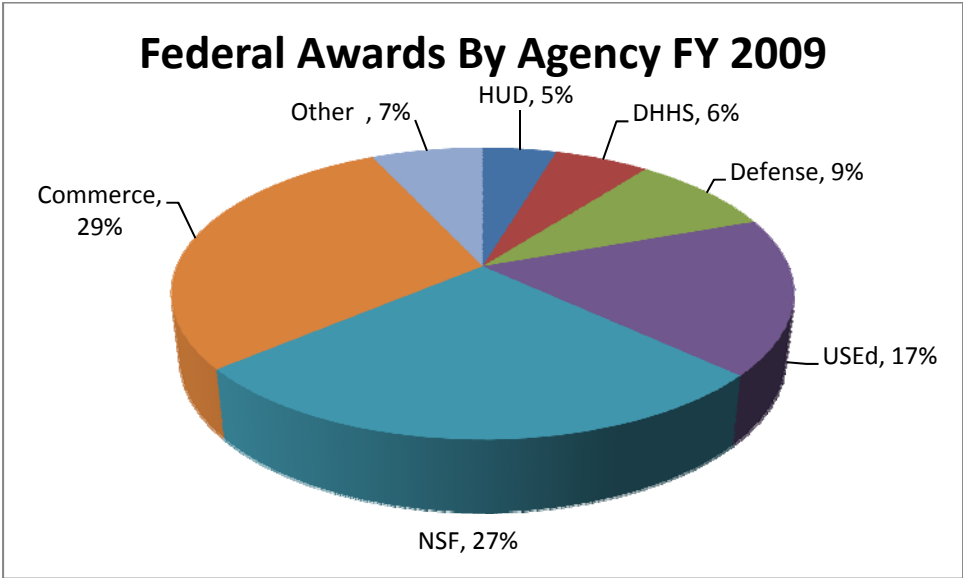
Federal funding received directly from federal agencies and as flow through from nonfederal sources represented 84% of total award dollars. Commonwealth of Massachusetts agencies and local governments provided 9% of total funding, Industry provided 3% and the remaining 5% was from nonprofit and other organizations.



Awards by Funding Source Fiscal Year 2009

Industry	504,090
Federal	13,593,469
Federal Flow Through	3,235,425
Local government	530,070
Mass Agencies	1,255,376
Other	1,015,380
Total	20,133,810

There was a total of \$16.8 million in funding provided by the federal government either directly or as a subrecipient by UMD during FY 2009. The Department of Commerce including NOAA provided the most federal funding, \$4.9 million. The National Science Foundation was the second largest federal funder with \$4.5 million. The Department of Education provided \$2.9 million and the Department of Defense provided almost \$1.5 million. The Department of Health and Human Services including the National Institute of Health provided just under \$1.0 million, the remaining \$1.2 million in federal funding was provided by various federal agencies including the Federal Highway Department, USDA, HUD, NASA, National Endowment for the Humanities, Department of Labor and the Department of Interior.



Awards By Federal Agency Fiscal Year 2009

Federal Agency	Amount
Commerce	4,914,447
Education	2,912,094
Defense	1,528,960
DHHS	9,89,272
HUD	773,500
NSF	4,542,685
Other	1,167,935
Total	16,828,894

The following pages present tables of awards by Executive Unit, Department and Principal Investigator.

Comparison Report of Awards by College

FY 2007 through FY 2009

Comparison Report of Research and Other Sponsored Awards by College						
Unit	2009		2008		2007	
	Number	Amount	Number	Amount	Number	amount
College of Arts & Sciences	40	2,747,464	38	3,344,532	39	2,852,204
College of Business	0	-	1	15,000	-	-
College of Engineering	34	2,275,293	36	3,615,059	32	1,974,159
College of Nursing	9	1,050,723	7	742,045	5	350,478
College of Visual and Performing Arts	1	168,805	-	-	2	6,400
School for Marine Science & Technology	75	9,500,323	57	4,976,676	37	8,169,082
School of Education, Public Policy and Civic Engagement	11	2,672,543	-	-	-	-
Chancellor's Office	29	764,607	33	1,163,091	29	1,205,400
Fiscal Services		-	-	-	1	40,000
Library	2	412,594	-	-	-	-
Professional & Continuing Education	3	83,354	7	1,393,107	5	288,626
Provost Office	3	454,604	9	1,728,305	3	2,218,961
Student Affairs	1	3,500	1	5,000	2	12,500
Grand Total	208	20,133,810	189	16,982,815	155	17,117,810

Fiscal year 2009 distribution reflects organizational changes that were implemented the beginning of the year. Prior years have not been adjusted for these changes.

**External Research and Other Sponsored Awards
By College and Department
FY 2009**

Unit/Department	DIRECT \$	INDIRECT \$	TOTAL \$
College of Arts & Sciences			
Biology	368,328.00	79,751.00	448,079.00
Chemistry & Biochemistry	427,128.56	67,041.60	494,170.16
Foreign Literature & Languages	1,800.00		1,800.00
History	160,475.00	1,554.00	162,029.00
Mathematics	448,136.00	73,338.00	521,474.00
Psychology	154,862.36	27,272.00	182,134.36
Worker's Education Program	879,330.00	58,447.00	937,777.00
College of Arts & Sciences Total	2,440,059.92	307,403.60	2,747,463.52
College of Engineering			
Campus and Community Sustainability	17,210.00	-	17,210.00
Civil & Environmental Engineering	152,602.65	32,481.60	185,084.25
Computer & Information Science	146,395.82	78,604.18	225,000.00
Computer Information Science	25,438.00	14,562.00	40,000.00
Electrical & Computer Engineering	774,423.00	206,752.00	981,175.00
Materials & Textiles	35,845.00	5,254.00	41,099.00
Mechanical Engineering	409,761.00	82,277.00	492,038.00
Physics	71,102.00	22,585.00	93,687.00
Rehabilitation Engineering	200,000.00		200,000.00
College of Engineering Total	1,832,777.47	442,515.78	2,275,293.25
College of Nursing			
Community Nursing	21,918.56	1,025.44	22,944.00
Lead Paint Program	958,721.37	69,058.00	1,027,779.37
College of Nursing Total	980,639.93	70,083.44	1,050,723.37
College of Visual and Performing Arts			
Art Education	152,555.00	16,250.00	168,805.00
College of Visual and Performing Arts Total	152,555.00	16,250.00	168,805.00
School for Marine Science & Technology			
Estuarine & Ocean Sciences	2,954,810.33	787,829.67	3,742,640.00
Fisheries Oceanography	4,630,530.06	1,127,152.39	5,757,682.45
School for Marine Science & Technology Total	7,585,340.39	1,914,982.06	9,500,322.45
School of Education, Public Policy and Civic Engagement			
Center for University, School & Community Partnership	2,043,905.67	78,068.33	2,121,974.00
Civic Engagement	48,000.00	5,600.00	53,600.00
Education, Teaching & Learning	31,033.00	1,605.00	32,638.00
Kaput Center	341,043.00	123,288.00	464,331.00
School of Education, Public Policy and Civic Engagement Total	2,463,981.67	208,561.33	2,672,543.00
Chancellor's Office			
Advanced Technology Manufacturing Center	430,722.00	58,885.00	489,607.00
Economic Development	275,000.00	-	275,000.00
Chancellor's Office Total	705,722.00	58,885.00	764,607.00
Library			
Upward Bound	391,166.86	21,427.38	412,594.24
Library Total	391,166.86	21,427.38	412,594.24
Professional & Continuing Education			
Continuing Education	83,354.00	-	83,354.00
Professional & Continuing Education Total	83,354.00	-	83,354.00
Provost Office			
Academic Resource Center	391,752.00	-	391,752.00
Graduate Studies	14,044.00	5,760.00	19,804.00
Office of the Provost	40,693.00	2,355.00	43,048.00
Provost Office Total	446,489.00	8,115.00	454,604.00
Student Affairs			
Career Resource Center	3,500.00	-	3,500.00
Student Affairs Total	3,500.00	-	3,500.00
Grand Total	17,085,586.24	3,048,223.59	20,133,809.83

RESEARCH AND OTHER SPONSORED AWARDS
 BY PRINCIPAL INVESTIGATOR/PROJECT DIRECTOR
 Includes New Awards, Supplements and Continuations
 Fiscal Year 2009

EXECUTIVE LEVEL

DEPARTMENT	PRINCIPAL INVESTIGATOR	SPONSOR	TITLE	AMOUNT
College of Arts & Sciences				
Biology				
	Bernal, Diego	NATIONAL OCEANIC AND ATMOSPHERIC ADMIN	Collaborative Research on Reducing Post-release Mortality	8,000
	Bernal, Diego Total			8,000
	Connor, Richard C.	NATIONAL GEOGRAPHIC SOCIETY	A Division of Labor with Role Specialization in Bottle Nose Dolphins	26,000
			Optimal Feeding Group Size in Strand-feeding Bottlenose Dolphins	22,940
	Connor, Richard C. Total			48,940
	Ferreira, Tracie L.	NATIONAL INSTITUTES OF HEALTH	Characteristics of Craniofacial Development in a Zebrafish Mutat	201,318
	Ferreira, Tracie L. Total			201,318
	Oliveira, Kenneth	US FISH AND WILDLIFE SERVICE FWS	Reproductive Effects of PCB Contamination on Artificially Matured & Fertilized American eels, Anguilla Rostrata	60,100
	Oliveira, Kenneth Total			60,100
	Rajaniemi, Tara K.	SOUNDS CONSERVANCY	Recovery of Ecosystem Structure and Function in a Restored Salt Marsh	500
	Rajaniemi, Tara K. Total			500
	Turner, Jefferson T	BATTELLE MEMORIAL INSTITUTE	Harbout Outfall Monitoring 6	24,728
		WOODS HOLE OCEANOGRAPHIC INSTITUTION	ECO HAB II Project	104,493
	Turner, Jefferson T Total			129,221
	Biology Total			448,079
Chemistry & Biochemistry				
	Cai, Shuowei	NATIONAL INSTITUTES OF HEALTH	RNA Aptamers as Novel Antidotes Against Botulism	177,721
	Cai, Shuowei Total			177,721
	Neto, Catherine A.	UNIVERSITY OF MASSACHUSETTS - AMHERST	Chemistry, Behavioral Analysis, Systems Ecology, Physiology to Reduce Pesticide Dependence and Increase Sustainability	35,000
		UNIVERSITY OF PRINCE EDWARD ISLAND	Blueberry and Cranberry Bioactives: Effects on Prostate Cancer Cells	13,203
			Native Berries	21,352
	Neto, Catherine A. Total			69,555
	Singh, Bal R	BATTELLE MEMORIAL INSTITUTE	Delivery Vehicle for Botulism	49,375
		PURE CHEMISTRY SCIENTIFIC, INC.	Poisoned Neuron Cell	3,000
			Nanometrical Synthesis	
			Portable Microfluidic Platform for Bioterrorism Diagnostics	126,419
		SANDIA NATIONAL LABS	Botulinum Analysis	68,100
		US ARMY MEDICAL RESEARCH		
	Singh, Bal R Total			246,894
	Chemistry & Biochemistry Total			494,170
Foreign Literature & Languages				
	O'Hara, Stephanie E	FRENCH AMERICAN CULTURAL EXCHANGE	Tournees French Film Festival	1,800
	O'Hara, Stephanie E Total			1,800
	Foreign Literature & Languages Total			1,800
History				
	Koot, Gerard M	NATIONAL ENDOWMENT FOR THE HUMANITIES	The Dutch Republic and Britain: The Making of Modern Society and a European World	162,029
	Koot, Gerard M Total			162,029
	History Total			162,029
Mathematics				
	Gottlieb, Sigal	AIR FORCE OFFICE OF SCIENTIFIC RESEARCH	High Order Strong Stability Preserving Time Discretizations for the Time Evolution	51,505
		NATIONAL SCIENCE FOUNDATION	RUI: CSUMS: Research in Scientific Computing in Undergraduate Education (RESCUE)	469,969
	Gottlieb, Sigal Total			521,474
	Mathematics Total			521,474
Psychology				

RESEARCH AND OTHER SPONSORED AWARDS
BY PRINCIPAL INVESTIGATOR/PROJECT DIRECTOR
Includes New Awards, Supplements and Continuations
Fiscal Year 2009

EXECUTIVE LEVEL

DEPARTMENT	SPONSOR	TITLE	AMOUNT
PRINCIPAL INVESTIGATOR			
Locke,Robin	NATIONAL INSTITUTES OF HEALTH	Emotional & Control Differences Associated with Context Inappropriate Anger	70,041
Locke,Robin Total			70,041
Richardson,Elizabeth E.	NATIONAL INSTITUTES OF HEALTH	A Prospective Study of Weight Gain in College Freshman	112,093
Richardson,Elizabeth E. Total			112,093
Psychology Total			182,134
Worker's Education Program			
Jochim,Lisa A.	BRISTOL COMMUNITY COLLEGE	ESOL Pathway to College and Career	4,500
	ESTERLINE CORP	Esterline Match '09	5,000
	GREATER NB WORKFORCE INVESTMENT AREA	Community Adult Learning Center	54,546
		FY 09 Literacy Improvement Program	28,350
		FY 2009 DTA Literacy Improvement Program	40,000
		FY 2009 Literacy Improvement Program	10,207
		FY 2009 Workplace Education Program	54,546
	MA DEPT OF ELEMENTARY & SECONDARY ED	Community Adult Learning Center- DOE	523,569
		Workplace Education Brandon Woods	25,000
	MASSACHUSETTS DEPARTMENT OF EDUCATION	FY'09 Workplace Education Program · AJ Wright & Haskon	95,000
		FY'09 Workplace Education Program · Brandon Woods	25,000
	THE TJX COMPANIES, INC	TJX Company Match '09	6,875
	VERIZON FOUNDATION	Verizon ESL Technology Solutions	25,000
	YOUTHBUILD USA	Pace Youthbuild '09	40,184
Jochim,Lisa A. Total			937,777
Worker's Education Program Total			937,777
College of Arts & Sciences Total			2,747,464
College of Engineering			
Campus and Community Sustainability			
Jennings,Susan	BRIDGEWATER STATE COLLEGE	STEM Pipeline Fund 2008, Enhancing Student Interest and Retention in STEM	12,210
	SOUTHEASTERN ENVIRONMENTAL ED ALLIANCE	Sustainability Teacher Training and Community Training	5,000
Jennings,Susan Total			17,210
Campus and Community Sustainability Total			17,210
Civil & Environmental Engineering			
Miller,Heather J.	THOMPSON FARLAND	Infrastructure Sustainability: Properties of SE Massachusetts Soils.	8,267
Miller,Heather J. Total			8,267
Mogawer,Walaa S	FEDERAL AVIATION ADMINISTRATION FAA	Pavement Rehabilitation Strategies for Ramps at Airports with Commercial Service Primary Service Levels	43,000
	MASS HIGHWAY DEPARTMENT	Mass Highway Pavement Profiler Certification Sites	100,000
	TOWN OF WELLESLEY	Selection of Pavement Preservation Strategies for Wellesley, MA	33,817
Mogawer,Walaa S Total			176,817
Civil & Environmental Engineering Total			185,084
Computer & Information Science			
Balasubramanian,Ramprasad	IBI GROUP	New Bedford ITS Deployment Integration of Ocean Dynamics Toward Energy Management in a multi-UUV Framework	110,000
	OFFICE OF NAVAL RESEARCH		75,000
Balasubramanian,Ramprasad Total			185,000
Zhang,Xiaoqin	UNIVERSITY OF MASSACHUSETTS - AMHERST	Multi-Agent Approach for Heterogeneous Persistent Surveillance	20,000
		Negotiation Strategies in Distributed Control Problems	20,000

RESEARCH AND OTHER SPONSORED AWARDS
BY PRINCIPAL INVESTIGATOR/PROJECT DIRECTOR
Includes New Awards, Supplements and Continuations
Fiscal Year 2009

EXECUTIVE LEVEL

DEPARTMENT	PRINCIPAL INVESTIGATOR	SPONSOR	TITLE	AMOUNT
	Zhang,Xiaoqin Total			40,000
	Computer & Information Science Total			225,000
	Computer Information Science			
	Xu,Haiping	NATIONAL SCIENCE FOUNDATION	Collaborative Research: Agent-Based Trust Management for Trust re-Evaluation	40,000
	Xu,Haiping Total			40,000
	Computer Information Science Total			40,000
	Electrical & Computer Engineering			
	Brown,David A.	OFFICE OF NAVAL RESEARCH	Electro-mechanical Modeling of Cylindrical Transducers and their Dependence on Coupled Vibrations and Polarization States	150,000
	Brown,David A. Total			150,000
	Buck,John R.	OFFICE OF NAVAL RESEARCH	Cepstral Signal Processing for Modelling Bat Biosonar Stochastic Eigenanalysis for Adaptive Array Processing	86,282
	Buck,John R. Total			75,765
				162,047
	Kasilingam,Dayalan P.	PROGENY SYSTEMS CORPORATION	Phase 11 - Miniaturized Wireless Data Application	133,401
	Kasilingam,Dayalan P. Total			133,401
	Li,Yifei	UNIVERSITY OF CALIFORNIA SANTA BARBARA,	Monolithic Photonic Phase Locked Loop Utilizing ACP Phase Modulator	137,484
	Li,Yifei Total			137,484
	Mikolajczak,Boleslaw	BRISTOL COMMUNITY COLLEGE	CAITE - Commonwealth Alliance	30,000
	Mikolajczak,Boleslaw Total			30,000
	Payton,Karen L	MASSACHUSETTS INSTITUTE OF TECHNOLOGY	Metrics of Speech Intelligibility	46,210
	Payton,Karen L Total			46,210
	Vokkarane,Vinod M.	NATIONAL SCIENCE FOUNDATION	NeTS-NBD Collaborative Research	71,907
	Vokkarane,Vinod M. Total			71,907
	Xing,Liudong	NATIONAL SCIENCE FOUNDATION	CSR-EHCS (EHS), SM: Efficient Dynamic Combinatorial Models	250,126
	Xing,Liudong Total			250,126
	Electrical & Computer Engineering Total			981,175
	Materials & Textiles			
	Calvert,Paul D.	TUFTS UNIVERSITY	Biomedical Technology Resource Center	19,599
	Calvert,Paul D. Total			19,599
	Fan,Qinguo	MA EXEC OFFICE OF ENERGY & ENVIRON AFF	High Speed Digital Printing	21,500
	Fan,Qinguo Total			21,500
	Materials & Textiles Total			41,099
	Mechanical Engineering			
	Bhowmick,Sankha	GRADIANT RESEARCH LLC	Tonsil Thermal Therapy	32,950
	Bhowmick,Sankha Total			32,950
	Chalivendra,Vijaya	NATIONAL SCIENCE FOUNDATION	Collaborative Research: Mechanical & Electrical Responses of Novel Conductive Polymer Grafted CNT High Thermal Conductivity Nanocomposite Encapsulants for Torpedo Nose Arrays and High Power/High Duty Cycle Acoustic Sources	134,838
		OFFICE OF NAVAL RESEARCH		70,000
	Chalivendra,Vijaya Total			204,838
	Fowler,Alex J.	MASS RENEWABLE ENERGY TRUST FUND	Fuel Cell Installation and Training	30,800
	Fowler,Alex J. Total			30,800
	Holtta-Otto,Katja	NATIONAL SCIENCE FOUNDATION	Extreme Experience Design for Breaking Barriers to Innovation	223,450
	Holtta-Otto,Katja Total			223,450
	Mechanical Engineering Total			492,038
	Physics			
	Balasubramanian,Ramprasad	IBI GROUP	New Bedford ITS Deployment	20,000
	Balasubramanian,Ramprasad Total			20,000
	Hsu,Jongping	Z TECHNOLOGY	Semi-Quantum Computer Transition Between Classical and Quantum Mechanics	16,500
	Hsu,Jongping Total			16,500

RESEARCH AND OTHER SPONSORED AWARDS
BY PRINCIPAL INVESTIGATOR/PROJECT DIRECTOR
Includes New Awards, Supplements and Continuations
Fiscal Year 2009

EXECUTIVE LEVEL			
DEPARTMENT			
PRINCIPAL INVESTIGATOR	SPONSOR	TITLE	AMOUNT
Khanna,Gaurav	NATIONAL PHILANTHROPIC TRUST	Numerical Techniques for Solving Models of Quantum Gravity	15,166
		Summer Support for Grad Student	3,750
Khanna,Gaurav Total			18,916
Tandon,Amit	OFFICE OF NAVAL RESEARCH	Submesoscale Routes to Lateral Mixing in the Ocean	38,271
Tandon,Amit Total			38,271
Physics Total			93,687
Rehabilitation Engineering			
Cory,Lester W	MASS REHABILITATION COMMISSION	Massachusetts Rehabilitation Commission 2009	200,000
Cory,Lester W Total			200,000
Rehabilitation Engineering Total			200,000
College of Engineering Total			2,275,293
College of Nursing			
Community Nursing			
Russell,Gail E.	HEALTH RESOURCES SERVICE ADMINISTRATION	Advanced Education Nurse Traineeship	17,944
Russell,Gail E. Total			17,944
Sousa,Sharon A	CITY OF NEW BEDFORD	Southcoast Compeer Program (CDBG)	5,000
Sousa,Sharon A Total			5,000
Community Nursing Total			22,944
Lead Paint Program			
Maiocco,Carmen J.	EXEC. OFF. OF HEALTH & HUMAN FALL RIVER AFFORDABLE HOUSING CORP	Salary Reserve 09	1,391
		Lead Paint	872
	MA DEPT. OF HOUSING & COMMUNITY DEVELOP	New Bedford Community Mobilization Network	23,500
	MA OFFICE OF ATTORNEY GENERAL	Childhood Lead Poisoning Prevention Program	39,089
	MASS DEPARTMENT OF PUBLIC HEALTH	Childhood Lead Poisoning Prevention Program	217,927
		Lead Abatement '09	745,000
Maiocco,Carmen J. Total			1,027,779
Lead Paint Program Total			1,027,779
College of Nursing Total			1,050,723
College of Visual and Performing Arts			
Art Education			
Mollo,Arlene B	NATIONAL ENDOWMENT FOR THE HUMANITIES	Maritime America in the Age of Winslow Homer	168,805
Mollo,Arlene B Total			168,805
Art Education Total			168,805
College of Visual and Performing Arts Total			168,805
School for Marine Science & Technology			
Estuarine & Ocean Sciences			
Altabet,Mark A.	NATIONAL SCIENCE FOUNDATION	Nitrogen Isotope and N2/Ar Biogeochemistry of the Peru Suboxic Zone	392,928
	UNIVERSITY OF CONNECTICUT	Geochemical Budgeting of Dissolved gases for Understanding LI Sound Hypoxia	200,000
Altabet,Mark A. Total			592,928
Bisagni,James J.	LUSO-AMERICAN FOUNDATION	Examination of Eddy/Wind Interactions on Satellite-Derived Chlorophyll Near North Atlantic Azores Front	20,000
	NATIONAL SCIENCE FOUNDATION	GLOBEC Pan Regional Synthesis: End-to-end Energy Budgets in US Globec Regions	155,185
Bisagni,James J. Total			175,185
Brown,Wendell S.	RUTGERS UNIVERSITY	Phased Deployment & Operation of the Mid-Atlantic Regional Coastal Observing System (MARCOOS)	229,000
Brown,Wendell S. Total			229,000
Gangopadhyay,Avijit	HORIZON MARINE, INC	Development of a Numerical Model for North Brazil Current Region	200,000

RESEARCH AND OTHER SPONSORED AWARDS
 BY PRINCIPAL INVESTIGATOR/PROJECT DIRECTOR
 Includes New Awards, Supplements and Continuations
 Fiscal Year 2009

EXECUTIVE LEVEL DEPARTMENT PRINCIPAL INVESTIGATOR	SPONSOR	TITLE	AMOUNT
		GLOBEC Pan Regional Synthesis: The Effect of Varying Freshwater inputs on Regional Ecosystems in the North Atlantic	259,556
Gangopadhyay, Avijit Total			459,556
Goodman, Louis	OFFICE OF NAVAL RESEARCH	Development of Turbulent Biological closure Parameterizations Use of an AUV to Quantify Submesoscale Mixing Processes	97,450
Goodman, Louis Total			134,000
Howes, Brian L.	AANDERAA DATA INSTRUMENTS, INC.	Aanderraa Data Instrument Analytical Svcs	3,000
	ALLIANCE FOR PROTECTION NANTUCKET SOUND	Nantucket Sound Water Quality Monitoring - Alliance	25,000
	BLACKMORE POND HOMEOWNERS ASSOCIATION	Blackmore Pond WQ Monitoring Technical Assistance	11,005
	CAPE COD COMMISSION	CCC Support for MEP Collaboration	25,000
	MA DEPT OF ENVIRONMENTAL PROTECTION	08-01 CAP MEP Modeling Phase III	83,000
	MARTHA'S VINEYARD COMMISSION	Martha's Vineyard Water Quality Monitoring 604 (b)	6,300
	MASS AUDUBON SOCIETY	Allens Pond Water Quality Monitoring Program	10,000
	OCEAN RENEWABLE POWER COMPANY	Ocean Renewable Power Company Analytical Services for Stamford	4,000
	STAMFORD WATER POLLUTION CENTRAL AUTHORI	Water Pollution Lab CBB BayWatcher Technical	21,250
	THE COALITION FOR BUZZARDS BAY	Assistance 2008-2009 Nutrient Threshold Analysis & Scenario Runs for New Bedford Inner Harbor	65,000
	THE TOWN OF PLYMOUTH	Plymouth WQ Monitoring Assistance	25,000
	THREE BAYS PRESERVATION	Three Bays Preservation Support for 8 MEP Reports	17,975
	TOWN OF BARNSTABLE	Barnstable Water Quality Monitoring Technical Assistance	5,000
	TOWN OF CHATHAM	Town of Barnstable Scenario #4 Model Run	85,230
	TOWN OF DENNIS	Resource Assessment for Muddy Creek Dike Re-Installation	2,000
	TOWN OF MASHPEE	Town of Dennis MEP WQ Monitoring	33,812
	TOWN OF MATTAPOISETT	Mashpee - Waquit Bay MEP Analysis Sample Analysis and Data Reporting for the Town of Mashpee	24,800
	TOWN OF ORLEANS	Town of Mashpee - Watershed Model Unified Database	23,625
	TOWN OF PROVINCETOWN	Landuse GIS Analysis Orleans Water Quality Monitoring Technical Assistance	6,100
	TOWN OF SANDWICH	Program for the Town of Provincetown WQ	7,592
	TOWN OF WELLFLEET	Provincetown Water Quality Monitoring - 604b	12,768
	TOWN OF YARMOUTH	Sandwich Estuaries Project yr 2 Town of Sandwich - Massachusetts Estuaries Project	6,000
	U.S. DEPARTMENT OF THE AIR FORCE	Town of Wellfleet Water Quality Sampling Technical Assistance	31,000
		Modeling & Analysis for Scenarios for Parkers River Bridge	30,000
		Town of Yarmouth Modeling Scenarios for N Management	13,500
		Ashumet Pond '09	78,566

RESEARCH AND OTHER SPONSORED AWARDS
 BY PRINCIPAL INVESTIGATOR/PROJECT DIRECTOR
 Includes New Awards, Supplements and Continuations
 Fiscal Year 2009

EXECUTIVE LEVEL			
DEPARTMENT			
PRINCIPAL INVESTIGATOR	SPONSOR	TITLE	AMOUNT
	WESTPORT WATERSHED ALLIANCE	WRWA - Westport Freshpond Monitoring	7,500
Howes,Brian L. Total			918,063
MacDonald,Daniel G.	NATIONAL SCIENCE FOUNDATION	Creation of Coastal Current - The Transition of an energetic river	499,416
MacDonald,Daniel G. Total			499,416
	WOODS HOLE OCEANOGRAPHIC INSTITUTION	GOMTOX: Dynamics of A. fundyense distributions in the Gulf of Maine - an observ. & model study of nearshore & offshore shellfish toxicity, vertical toxin flux, & bloom dynamics in a complex shelf sea	98,850
Pilskaln,Cynthia			98,850
Pilskaln,Cynthia Total			98,850
Stevens,Bradley G.	MA DEPT OF AGRICULTURAL RESOURCES	University of Massachusetts Aquaculture Research Center	1,750
	UNIVERSITY OF ALASKA	Alaska King Crab Research, Rehabilitation and Biology	14,017
Stevens,Bradley G. Total			15,767
Sundermeyer,Miles A	NATIONAL SCIENCE FOUNDATION	Collaborative Research: LIDAR Studies of Lateral Dispersion in the Seasonal Pycnocline	381,652
	OFFICE OF NAVAL RESEARCH	LIDAR and Numerical Modeling Studies of Small-Scale Lateral disposition in the Ocean	146,563
Sundermeyer,Miles A Total			528,215
Estuarine & Ocean Sciences Total			3,742,640
Fisheries Oceanography			
Chen,Changsheng	MASS WATER RESOURCES AUTHORITY	Bay Modeling Service for Massachusetts Water Resources Authority	61,259
	MIT SEA GRANT	Data Assimilation and Optimal Observing Systems Design Experiments in MA Waters	66,000
	NATIONAL SCIENCE FOUNDATION	Collaborative Proposal: Arctic Ocean Model Intercomparison Project Copepods in A Warming Climate: A Pan-Regional Model of Arctic and Northwest Atlantic Systems	90,000
	UNIVERSITY OF MAINE	Predicting Right Whate Distributions from Space: An Operational system for marine Ecosystem Modeling	32,107
	WOODS HOLE OCEANOGRAPHIC INSTITUTION	KAUST Physical and Biological Controls of Aggregations and Baleen Whale Distribution	84,638
Chen,Changsheng Total			23,000
			583,758
Cowles,Geoffrey W.	MIT SEA GRANT	An Assessment of the Resource Potentail Impact of Extraction Kinetic Energy Off the MA Coast	74,684
	OFFICE OF NAVAL RESEARCH	An Investigation of Dynamic Processes Influencing Sediment Transport and Morphological Change in Skagit Bay Using an Unstructured Grid Coastal Ocean Model	114,198
	WOODS HOLE OCEANOGRAPHIC INSTITUTION	A Measurement and Modeling Study of Waves and Bottom Currents in the Coastal Zone off Southeastern Massachusetts	36,111
Cowles,Geoffrey W. Total			224,993
Muller-Karger, Frank E	NATIONAL SCIENCE FOUNDATION	The Cariaco Basin Oceanographic Time Series Program	296,177
	ROFFER'S OCEAN FISHING FORCASTING	Blue Fin Tuna	77,739
Muller-Karger, Frank E Total			373,916
Rothschild,Brian J	MA DEPT OF BUSINESS AND TECHNOLOGY	MA Fishery Recovery Commission '09	200,000

RESEARCH AND OTHER SPONSORED AWARDS
 BY PRINCIPAL INVESTIGATOR/PROJECT DIRECTOR
 Includes New Awards, Supplements and Continuations
 Fiscal Year 2009

EXECUTIVE LEVEL

DEPARTMENT	PRINCIPAL INVESTIGATOR	SPONSOR	TITLE	AMOUNT
	Rothschild,Brian J Total			200,000
	Stokesbury,Kevin D.E.	COMMERCIAL FISHERIES RESEARCH FOUNDATION	Discard Mortality Estimation of Southern NE Flatfish Complex Using RAMP	75,529
		MA DIVISION OF MARINE FISHERIES	DMF Admin Environmental Review Worker	20,000
		NATIONAL OCEANIC AND ATMOSPHERIC ADMIN	DMF Research Technician Program	52,473
			DMF Storage Space Lease	11,250
			Evaluation of Northwest Atlantic Ocean Continental Shelf	111,961
			High-Resolution Video Survey of the Sea Scallop Resource, Recruitment Patterns and Habitat of the Elephant Trunk and Nantucket Lightship Closed Areas	122,544
			Marine Mammal Consumption in the Northeast US	47,000
			New England Multispecies Survey (Massachusetts Marine Fisheries Institute)	2,340,955
			Scallop Fishery Assessment (Massachusetts Marine Fisheries Institute)	1,593,303
	Stokesbury,Kevin D.E. Total			4,375,015
	Fisheries Oceanography Total			5,757,682
	School for Marine Science & Technology Total			9,500,322
	School of Education, Public Policy and Civic Engagement			
	Center for University, School & Community Partnership			
	Blake,Loretta D.	ISLAND FOUNDATION INC.	Nonprofit Management Certificate Program	20,000
	Blake,Loretta D. Total			20,000
	O'Connor,Karen A.	NATIONAL SCIENCE FOUNDATION	Phase I: University of Massachusetts Dartmouth Noyce Scholars Program (Project 1 of 2)	749,596
		NATIONAL WRITING PROJECT	Buzzards Bay Writing Project	46,000
		U.S. DEPARTMENT OF EDUCATION	Southcoast Partnership for the Southcoast Teacher Corps Partnership	377,090
	O'Connor,Karen A. Total			929,288
	Center for University, School & Community Partnership Total			2,101,974
	Civic Engagement			
	Roy,Matthew	MA SERVICE ALLIANCE	LEADS:Leadership for Educational Attainment Developed Through service	53,600
	Roy,Matthew Total			53,600
	Civic Engagement Total			53,600
	Education, Teaching & Learning			
	Kruger,Cynthia G	GREATER NB WORKFORCE INVESTMENT AREA	UMD Camp/Project Success	32,638
	Kruger,Cynthia G Total			32,638
	Education, Teaching & Learning Total			32,638
	Kaput Center			
	Hegedus,Stephen J.	NATIONAL SCIENCE FOUNDATION	Dynamic Haptice Geometry in Elementary and Undergraduate Classrooms	196,530
		SRI INTERNATIONAL	Scaling Up SimCalc Phase II	31,553
		U.S. DEPARTMENT OF EDUCATION	Democratizing Access to Core Mathematics Grades 9 -12	236,248
	Hegedus,Stephen J. Total			464,331
	Kaput Center Total			464,331
	School of Education, Public Policy and Civic Engagement Total			2,672,543
	Chancellor's Office			
	Advanced Technology Manufacturing Center			
	Fortier,Paul	Purvis	Purvis	7,440
	Fortier,Paul Total			7,440
	MacKenzie,Keith	Alex Nasrawi	Alex Nasrawi	22,360
		Brooke Ocean Technology	Brooke Ocean Technology	2,070
		Devol Pond Association	Devol Pond Association	1,000
		Euro-Pro Operating LLC	Euro-Pro Operating LLC	6,160
		Minutes to Style	Minutes to Style	1,500

RESEARCH AND OTHER SPONSORED AWARDS
BY PRINCIPAL INVESTIGATOR/PROJECT DIRECTOR
Includes New Awards, Supplements and Continuations
Fiscal Year 2009

EXECUTIVE LEVEL

DEPARTMENT	SPONSOR	TITLE	AMOUNT
PRINCIPAL INVESTIGATOR			
	New England Ropes, Corp.	New England Ropes, Corp.	3,256
	OceanServer	OceanServer	13,420
	SMAST/Brook Ocean Technologies	SMAST/Brook Ocean Technologies	595
	Steam-Path Solutions, Inc.	Steam-Path Solutions, Inc.	450
	YSI Environmental Inc.	YSI Environmental Inc.	2,500
MacKenzie,Keith Total			53,311
Miller,John Richard	Bay Angels, LLC	Bay Angels, LLC	2,000
	MASSACHUSETTS TECHNOLOGY COLLABORATIVE	Marine Renewable Energy Center (MREC)	250,000
	NEW ENGLAND TRANSPORTATION CONSORTIUM	Coordination Services for the New England Transportation Consortium	139,309
Miller,John Richard Total			391,309
Mogawer,Walaa S	J.H. Lynch & Sons, Inc.	J.H. Lynch & Sons, Inc.	11,960
Mogawer,Walaa S Total			11,960
Nolan,Bernard	Mikel, Inc.	Mikel, Inc.	3,100
Nolan,Bernard Total			3,100
Spring,Edward	BTech Acoustics	BTech Acoustics	1,820
	Engineered Yarns	Engineered Yarns	1,050
	Great Point Energy	Great Point Energy	400
	HSRC	HSRC	1,000
	Mass Development	Mass Development	150
	OceanServer	OceanServer	9,027
Spring,Edward Total			13,447
Staples,Jane	Massachusetts Life Sciences Center	Intern Sponsorship Agreement	4,800
Staples,Jane Total			4,800
Yang,Chen-Lu	Serica Technologies Inc.	Serica Technologies Inc.	3,240
	Westport Cultural Council Helen E. Ellis Grant	The Art of Science at Sawdy Pond	1,000
Yang,Chen-Lu Total			4,240
Advanced Technology Manufacturing Center Total			489,607
Economic Development			
Vigeant,Paul L	MA DEPT OF AGRICULTURAL RESOURCES	Ongoing Enhancement of the SE Massachusetts Buy Fresh, Local Campaign	25,000
	MA DEPT OF BUSINESS AND TECHNOLOGY	Southcoast Development Partnership '09	250,000
Vigeant,Paul L Total			275,000
Economic Development Total			275,000
Chancellor's Office Total			764,607
Library			
Upward Bound			
Ramos,Wayne	MASSACHUSETTS DEPARTMENT OF EDUCATION	Summer Food Program 2008	4,447
	U.S. DEPARTMENT OF EDUCATION	Upward Bound Program	408,147
Ramos,Wayne Total			412,594
Upward Bound Total			412,594
Library Total			412,594
Professional & Continuing Education			
Continuing Education			
Fortes,Robert G	MA OFFICE OF ATTORNEY GENERAL	FY 09 Jobs for Youth	18,354
Fortes,Robert G Total			18,354
McGuirl-Hadley,Joy A.	MASSACHUSETTS CULTURAL COUNCIL	Arts Uniting Fall River	55,000
McGuirl-Hadley,Joy A. Total			55,000
Pacheco,Melissa	DOMINION FOUNDATION	Community Arts Project	10,000
Pacheco,Melissa Total			10,000
Continuing Education Total			83,354
Professional & Continuing Education Total			83,354
Provost Office			
Academic Resource Center			
Daigle,Thomas J.	U.S. DEPARTMENT OF EDUCATION	Basic Research	391,752
Daigle,Thomas J. Total			391,752
Academic Resource Center Total			391,752
Graduate Studies			
Xia,Zong-Guo	GEORGE MASON UNIVERSITY	Monbilization of NASA ROS Data & Information through Web Services	19,804
Xia,Zong-Guo Total			19,804
Graduate Studies Total			19,804
Office of the Provost			
Garro,Anthony J.	UNIVERSITY OF MASSACHUSETTS - BOSTON	Louis Stokes Alliance for Minority Participation (LSAMP)	43,048

RESEARCH AND OTHER SPONSORED AWARDS
 BY PRINCIPAL INVESTIGATOR/PROJECT DIRECTOR
 Includes New Awards, Supplements and Continuations
 Fiscal Year 2009

EXECUTIVE LEVEL

DEPARTMENT				
PRINCIPAL INVESTIGATOR	SPONSOR	TITLE	AMOUNT	
Garro,Anthony J. Total			43,048	
Office of the Provost Total			43,048	
Provost Office Total			454,604	
Student Affairs				
Career Resource Center				
Healy,Deirdre E.	COMMUNITY FNDTN OF SE MASS	Earth Eve Procession 2009	3,500	
Healy,Deirdre E. Total			3,500	
Career Resource Center Total			3,500	
Student Affairs Total			3,500	
Grand Total			20,133,810	

**FY 2009 Research and Other Sponsored Awards
By Principal Investigator/Project Director
Includes New Awards, Continuations and Supplements**

Principal Investigator/Project Director	Direct Amount	Indirect Amount	Total Amount
Stokesbury, Kevin	3,378,626.25	996,388.75	4,375,015.00
O'Connor, Karen	2,023,905.67	78,068.33	2,101,974.00
Maiocco, Carmen	958,721.37	69,058.00	1,027,779.37
Jochim, Lisa	879,330.00	58,447.00	937,777.00
Howes, Brian	719,032.85	193,240.15	912,273.00
Altabet, Mark	448,858.00	144,070.00	592,928.00
Chen, Changsheng	546,601.00	37,157.00	583,758.00
Sundermeyer, Miles	392,848.00	135,367.00	528,215.00
Gottlieb, Sigal	448,136.00	73,338.00	521,474.00
MacDonald, Daniel	401,986.00	97,430.00	499,416.00
Hegedus, Stephen J.	341,043.00	123,288.00	464,331.00
Gangopadhyay, Avijit	432,821.00	26,735.00	459,556.00
Ramos, Wayne	391,166.86	21,427.38	412,594.24
Daigle, Thomas	391,752.00	-	391,752.00
Muller-Karger, Frank E	350,979.45	22,937.00	373,916.45
Mogawer, Walaa	263,626.65	52,499.60	316,126.25
Xing, Liudong	170,609.00	79,517.00	250,126.00
Miller, John	214,333.00	35,667.00	250,000.00
Vigeant, Paul	250,000.00	-	250,000.00
Singh, Bal Ram	226,422.00	20,472.00	246,894.00
Goodman, Louis	173,727.48	57,722.52	231,450.00
Brown, Wendell	159,811.00	69,189.00	229,000.00
Cowles, Geoffrey	172,505.36	52,487.64	224,993.00
Holtta-Otto, Katja	203,183.00	20,267.00	223,450.00
Chalivendra, Vijaya	150,578.00	54,260.00	204,838.00
Ferreira, Tracie	150,000.00	51,318.00	201,318.00
Cory, Lester	200,000.00		200,000.00
Rothschild, Brian	181,818.00	18,182.00	200,000.00
Balasubramanian, Ramprasad	121,279.82	63,720.18	185,000.00
Cai, Shuwei	131,151.40	46,569.60	177,721.00
Bisagni, James	123,056.00	52,129.00	175,185.00
Mollo, Arlene	152,555.00	16,250.00	168,805.00
Buck, John	134,049.00	27,998.00	162,047.00
Koot, Gerard	160,475.00	1,554.00	162,029.00
Brown, David	135,412.00	14,588.00	150,000.00
Li, Yifei	126,711.00	10,773.00	137,484.00
Kasilingam, Dayalan	85,423.00	47,978.00	133,401.00
Turner, Jefferson	113,588.00	15,633.00	129,221.00
Richardson, Elizabeth E	104,863.36	7,230.00	112,093.36
Pilskaln, Cynthia	92,373.00	6,477.00	98,850.00
Vokkarane, Vinod M.	71,907.00	-	71,907.00
Locke, Robin	49,999.00	20,042.00	70,041.00
Neto, Catherine	69,555.16	-	69,555.16
Oliveira, Ken	47,300.00	12,800.00	60,100.00
McGuirl-Hadley, Joy	55,000.00	-	55,000.00
Roy, Matthew	48,000.00	5,600.00	53,600.00

**FY 2009 Research and Other Sponsored Awards
By Principal Investigator/Project Director
Includes New Awards, Continuations and Supplements**

Connor, Richard	48,940.00	-	48,940.00
Payton, Karen	30,442.00	15,768.00	46,210.00
Garro,Anthony J.	40,693.00	2,355.00	43,048.00
Xu, Haiping	25,438.00	14,562.00	40,000.00
Zhang, Xiaoqin	25,116.00	14,884.00	40,000.00
Tandon, Amit	26,163.00	12,108.00	38,271.00
Bhowick, Sankha	25,200.00	7,750.00	32,950.00
Kruger, Cynthia	31,033.00	1,605.00	32,638.00
Fowler, Alex	30,800.00	-	30,800.00
Mikolajcak, Boleslaw	19,870.00	10,130.00	30,000.00
Keith Mackenzie	29,781.00		29,781.00
Mackenzie,Keith	26,630.00		26,630.00
Kelley, Sarah	25,000.00	-	25,000.00
Fan, Qinguo	21,500.00	-	21,500.00
Blake, Loretta	20,000.00	-	20,000.00
Zarrillo, Marguerite	12,648.00	7,352.00	20,000.00
Xia, Zong-Guo	14,044.00	5,760.00	19,804.00
Calvert, Paul	14,345.00	5,254.00	19,599.00
Khanna, Gaurav	15,791.00	3,125.00	18,916.00
Fortes, Robert	18,354.00		18,354.00
Russell, Gail	17,944.00	-	17,944.00
Jennings, Susan	17,210.00	-	17,210.00
Hse, Jong Ping	16,500.00	-	16,500.00
Stevens, Bradley	10,297.00	5,470.00	15,767.00
Ed Spring	13,447.00		13,447.00
Walaa Mogawer	11,960.00		11,960.00
Pacheco, Melissa	10,000.00	-	10,000.00
Miller, Heather	5,067.00	3,200.00	8,267.00
Bernal, Diego	8,000.00	-	8,000.00
Paul Fortier	7,440.00		7,440.00
Sousa, Sharon	3,974.56	1,025.44	5,000.00
Jane Staples	4,800.00		4,800.00
Chen-Lu Yang	4,240.00		4,240.00
Healy, Deirdre	3,500.00	-	3,500.00
John Miller	2,000.00		2,000.00
O'Hara, Stephanie	1,800.00		1,800.00
Rajaniemi, Tara	500.00	-	500.00
Grand Total	17,085,586.24	3,048,223.59	20,133,809.83