


Broad CareEvolve  
Patient Registration and Results Retrieval  
Experience

1. A patient's interaction with CareEvolve starts with an email prompting them to register for access.

Lab results available from your provider - Register now Inbox x CE-TestData x

 **CareEvolve@lknotification.com** 4:42 PM (3 hours ago)  
to me ▾

Your recent laboratory results are available from your provider, please register now.

Registration Code: 66CAD2FB7A

Please use the code above and the following link to register:

<https://testcrsp.careevolve.com/Patient/Profile/RegStart>

If you have any questions regarding this email, please contact Customer Support.

<https://testcrsp.careevolve.com/Patient/Home/Contact>

2. Clicking on the link in the email brings them to their first CareEvolve page, where they are required to enter the email address they provided at check-in and the code from the email.

The screenshot shows the Broad Institute Clinical Research Sequencing Platform website. At the top left is the Broad Institute logo. To its right is the text "CLINICAL RESEARCH SEQUENCING PLATFORM". In the top right corner, there are links for "ENG" and "ESP". Below this is a dark blue navigation bar with white text for "Home", "My Account", "Features", "About", "Contact", and "Help". The main content area is titled "Patient Registration" and contains a congratulatory message: "Congratulations! You are one step closer to viewing your laboratory results shared with you by your provider. To begin registration, enter your Email Address and the Registration Code you received via email." Below this message is a "Registration Information" section with two input fields: "Email Address" (with a small icon on the right) and "Registration Code". A "Begin Registration" button is positioned below the input fields. At the bottom center of the page, it says "TEST CRSP © CareEvolve™".

**BROAD INSTITUTE** | CLINICAL RESEARCH SEQUENCING PLATFORM

ENG | ESP

Home My Account Features About Contact Help

### Patient Registration

Congratulations! You are one step closer to viewing your laboratory results shared with you by your provider. To begin registration, enter your Email Address and the Registration Code you received via email.

#### Registration Information

Email Address

Registration Code

TEST CRSP  
© CareEvolve™

3. If successful, the patient is then asked to further verify their identity by confirming the following information. **NOTE: Any inaccurate demographic data collected at check-in or provided via upload will prevent users from completing the registration process at this point. Please ensure that all data provided either manually or in upload files is as accurate as possible.**

The screenshot shows a web form for profile information on the Broad Institute Clinical Research Sequencing Platform. The page has a header with the Broad Institute logo and navigation links (Home, My Account, Features, About, Contact, Help). The form is titled "Profile Information" and includes a note that asterisks indicate required fields. The form fields are: First Name (with "BrandNewOrder" entered), Middle Name/Initial, Last Name (with "Test" entered), Birth Date, Gender (dropdown), Language (dropdown with "ENG" selected), Street 1, Street 2, ZIP Code, City, State (dropdown), Country (dropdown), Home Phone (with a format mask), and Cell Phone (with a format mask). A "Next >" button is at the bottom of the form. The footer contains "TEST CRSP © CareEvolve™".

**BROAD INSTITUTE** CLINICAL RESEARCH SEQUENCING PLATFORM [ENG](#) | [ESP](#)

Home My Account Features About Contact Help

Use this form to enter profile information. \* = Required

**Profile Information**

First Name \*  
BrandNewOrder

Middle Name/Initial

Last Name \*  
Test

Birth Date \*

Gender \*

Language \*  
ENG

Street 1 \*

Street 2

ZIP Code \*

City \*

State \*

Country

Home Phone \*  
( ) -

Cell Phone  
( ) -

Next >

TEST CRSP  
© CareEvolve™

4. After confirming their identity, the patient is asked to set 2 security questions and answers as well as a password. Note the specific password requirements listed below.

The screenshot displays the registration page for the Broad Institute Clinical Research Sequencing Platform. At the top left is the Broad Institute logo, and to its right is the text "CLINICAL RESEARCH SEQUENCING PLATFORM". In the top right corner, there are links for "ENG" and "ESP". A dark blue navigation bar contains the following menu items: "Home", "My Account", "Features", "About", "Contact", and "Help".

Below the navigation bar, a text block reads: "Below, enter your own security questions and answers. You must fill in all form fields without duplicates. Your password must be at least 8 characters and include 1 uppercase letter, 1 lowercase letter, 1 digit and 1 special character (@\$!%\*#?&^)".

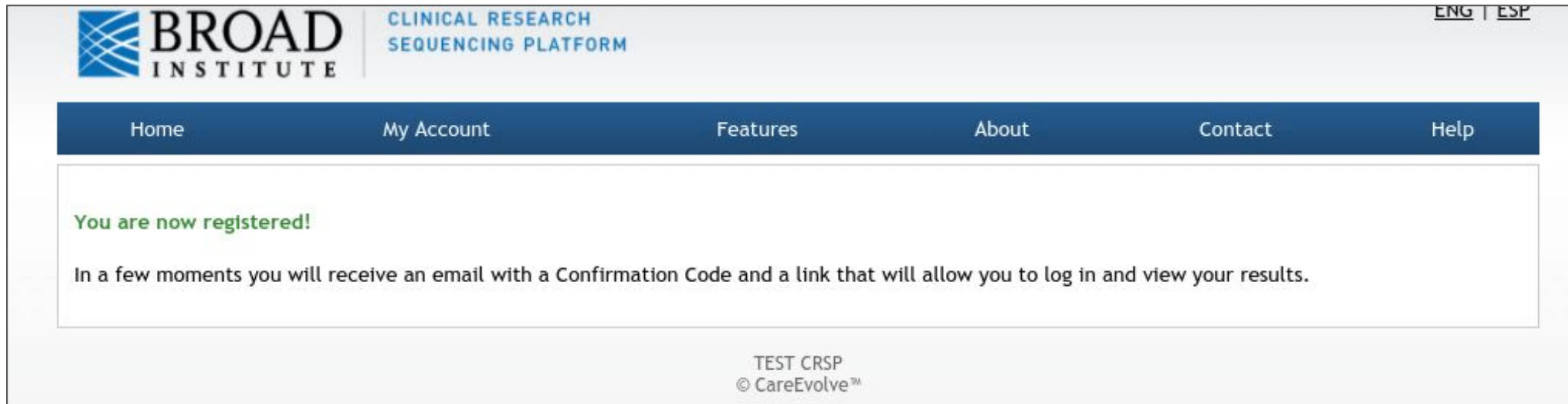
The main form area is titled "Security Information" and contains the following fields:

- Security Question #1 \*
- Security Answer #1 \*
- Security Question #2 \*
- Security Answer #2 \*
- Password \*
- Confirm Password \*

At the bottom of the form are two buttons: "< Back" and "Register".

At the bottom center of the page, the text reads: "TEST CRSP © CareEvolve™".

## 5. Confirmation of registration



The screenshot shows the registration confirmation page for the Broad Institute Clinical Research Sequencing Platform. The page features a header with the Broad Institute logo and the text "CLINICAL RESEARCH SEQUENCING PLATFORM". A navigation bar contains links for Home, My Account, Features, About, Contact, and Help. The main content area displays a green confirmation message: "You are now registered!" followed by a paragraph stating, "In a few moments you will receive an email with a Confirmation Code and a link that will allow you to log in and view your results." The footer includes the text "TEST CRSP © CareEvolve™".

**BROAD INSTITUTE** | CLINICAL RESEARCH SEQUENCING PLATFORM ENG | ESP

[Home](#) [My Account](#) [Features](#) [About](#) [Contact](#) [Help](#)


**You are now registered!**

In a few moments you will receive an email with a Confirmation Code and a link that will allow you to log in and view your results.

TEST CRSP  
© CareEvolve™

6. Upon successful registration, a second email is sent to the patient with a link to their result(s)

Lab results available from your provider - Confirm Registration Inbox x

 **CareEvolve@lknotification.com** 8:27 PM (0 minutes ago)  
to me ▾

Congratulations on completing your initial registration.

Please continue with the following Confirmation Code to finish your registration:

Confirmation Code: 6F352562C2

Please use the code and the following link:

<https://testcrsp.careevolve.com/Patient/Profile/RegAuth?Email=onofrio%40broadinstitute.org>

If you have any questions regarding this email, please contact Customer Support.

<https://testcrsp.careevolve.com/Patient/Home/Contact>

7. The link in the previous email brings the user to a new page in CareEvolve where they enter in the new code from the email and complete a simple reCAPTCHA (eg “click on all the pictures of traffic lights”).

The screenshot shows a web page for the Broad Institute Clinical Research Sequencing Platform. The page title is "Patient Profile Authorization". The navigation bar includes links for Home, My Account, Features, About, Contact, and Help. The main content area contains the following elements:

- Header:** BROAD INSTITUTE logo and CLINICAL RESEARCH SEQUENCING PLATFORM text.
- Navigation:** Home, My Account, Features, About, Contact, Help.
- Section Header:** Patient Profile Authorization
- Text:** Almost done. Please enter the Confirmation Code you received in your email, and match the CAPTCHA words to authorize your profile.
- Form:** Authorization Information section containing:
  - Confirmation Code input field.
  - reCAPTCHA "I'm not a robot" checkbox and logo.
  - Authorize button.
- Footer:** TEST CRSP © CareEvolve™



8. If confirmation of registration is successful, users are prompted to login using previously set password and email specified at check-in.

The screenshot shows the login page of the Broad Institute Clinical Research Sequencing Platform. At the top left is the Broad Institute logo. To its right, the text 'CLINICAL RESEARCH SEQUENCING PLATFORM' is displayed. In the top right corner, there are links for 'ENG' and 'ESP'. A dark blue navigation bar contains the following menu items: 'Home', 'My Account', 'Features', 'About', 'Contact', and 'Help'. The main content area is titled 'Login' and features a green message: 'Congratulations! Your profile has been authorized.' Below this, a prompt asks the user to enter their login information, with a note that passwords are case-sensitive. The login form includes fields for 'Email Address' and 'Password', each with a small icon to its right. A 'Login' button is positioned below the password field. A link for 'Forgot your password?' is also present. The footer of the page contains the text 'TEST CRSP © CareEvolve™'.

**BROAD INSTITUTE** | CLINICAL RESEARCH SEQUENCING PLATFORM

ENG | ESP

Home My Account Features About Contact Help

## Login

**Congratulations! Your profile has been authorized.**

Please enter your login information below. *\* Password is case-sensitive*

**Login Information**

Email Address

Password

Login

Forgot your password? Click [here](#).

TEST CRSP  
© CareEvolve™

9. Patients are presented with a results table with one row per order. Clicking on the row will display the specific test result for that order.

**BROAD INSTITUTE** | CLINICAL RESEARCH SEQUENCING PLATFORM

ESP  
BrandNewOrder Test  
[Logout](#)

Home My Account Features About Contact Help


Account:

- Results
- Profile
- Security

Collected	Reported	Provider
06/09/2020	06/09/2020	Lennon, Niall

TEST CRSP  
© CareEvolve™

10. Results detail (what you see if you click into a row in the results table)



**BROAD**  
INSTITUTE

CLINICAL RESEARCH  
SEQUENCING PLATFORM

[ESP](#)  
**BrandNewOrder Test**  
[Logout](#)

Home
My Account
Features
About
Contact
Help

Account:

Results

Profile

Security

[< Back to List](#)

**Lab Report**

[Print/Save](#)

Test, BrandNewOrder	REQUISITION # JXZIQ9IWITR111	SEX F	D.O.B. 10/10/2001		
ORDERING MD Lennon, Niall	OFFICE ID 636352	COLLECTED DATE 6/9/2020	RESULTED DATE 6/9/2020		
Description		Value	Abnormal	Range	Units
<b>Covid19_Diagnostic</b>					
SARS-CoV2 Real-time Reverse Transcriptase (RT)-PCR Diagnostic Assay		Negative	A	Negative	
<p>Negative for detection of 2019-novel Coronavirus (2019-nCoV) by qRT-PCR. Previously Completed At 2020-06-04T22:01:54.094</p> <p>Methods and Limitations This Laboratory Developed Test is a high-throughput version of the CDC 2019-nCoV Realtime RT-PCR test and has been validated in accordance with the guidance issued by the College of American Pathologists (Mar 19, 2020) and the FDA (Feb 29th, 2020). This test has not been FDA cleared or approved but has been authorized by FDA under an EUA for this laboratory. This test is only authorized for the duration of the declaration that circumstances exist justifying the authorization of emergency use of in vitro diagnostic tests for detection and/or diagnosis of COVID-19 under Section 564(b)(1) of the Act, 21 U.S.C. 360bbb-3(b)(1), unless the authorization is terminated or revoked sooner. This test has been authorized only for the detection of nucleic acid from SARS-CoV-2, not for any other viruses or pathogens. The test was validated for use with respiratory specimens obtained via</p>					

11. Patients are able to edit their profile information on the Profile tab. Clicking 'submit' saves any changes made.

The screenshot shows a web interface for the Broad Institute Clinical Research Sequencing Platform. At the top left is the Broad Institute logo. To its right, the text reads "CLINICAL RESEARCH SEQUENCING PLATFORM". In the top right corner, it says "BrandNewOrder Test" with a "Logout" link below it. A dark blue navigation bar contains links for "Home", "My Account", "Features", "About", "Contact", and "Help".

On the left side, there is a vertical menu under the heading "Account:". The menu items are "Results", "Profile" (highlighted in orange), and "Security".

The main content area is titled "Use this form to enter profile information." and includes a legend: "\* = Required". Below this is the "Profile Information" form. The form fields are as follows:

- First Name \*: BrandNewOrder
- Middle Name/Initial: (empty)
- Last Name \*: Test
- Birth Date \*: 10/10/2001
- Gender \*: Female (dropdown menu)
- Language \*: ENG (dropdown menu)
- Street 1 \*: testdr12345
- Street 2: (empty)
- ZIP Code \*: 01005
- City \*: BARRE
- State \*: MA (dropdown menu)
- Country: USA (dropdown menu)
- Home Phone \*: (638) 354-5423
- Cell Phone: ( ) -

A "Submit" button is located at the bottom of the form.

At the bottom center of the page, the text "TEST CRSP" is visible.

12. The Security tab allows patients to update their passwords. This does require knowledge of the security question answers as well as the current password.

The screenshot shows the user account management interface for the Broad Institute Clinical Research Sequencing Platform. The page is titled "BrandNewOrder Test" and includes a "Logout" link. A navigation bar contains links for Home, My Account, Features, About, Contact, and Help. On the left, a sidebar menu lists "Account:", "Results", "Profile", and "Security" (which is highlighted in orange). The main content area contains instructions for updating security questions and passwords. It includes a "Security Information" section with two security questions and answers, and three password fields: "Current Password", "New Password", and "Confirm New Password". A "Submit" button is located at the bottom of the form. The footer of the page reads "TEST CRSP © CareEvolve™".

**BROAD INSTITUTE** CLINICAL RESEARCH SEQUENCING PLATFORM ESP  
BrandNewOrder Test  
Logout

Home My Account Features About Contact Help

Account:  
Results  
Profile  
**Security**

Below, enter your own security questions and answers. You must fill in all form fields without duplicates. Your password must be at least 8 characters and include 1 uppercase letter, 1 lowercase letter, 1 digit and 1 special character (@\$!%\*#? & ^)

**Security Information**

Security Question #1 \*

Security Answer #1 \*

Security Question #2 \*

Security Answer #2 \*

Current Password \*

New Password \*

Confirm New Password \*

TEST CRSP  
© CareEvolve™

18. If users are unable to login, clicking the “Forgot Password” link on the login page displays the following support info and options for resetting their password.

**BROAD INSTITUTE** | CLINICAL RESEARCH SEQUENCING PLATFORM [ENG](#) | [ESP](#)

[Home](#)   [My Account](#)   [Features](#)   [About](#)   [Contact](#)   [Help](#)

Customer Support: 9-5 M-F   Email: [crsp-careevolve@broadinstitute.org](mailto:crsp-careevolve@broadinstitute.org)   Phone: (617)714-8291

### Reset Password

We can help you reset your password and enable you to log in.

You can use a guided step-by-step method, or if you have obtained a Password Reset Code from Customer Service you can use that now.

1. [Step-By-Step Online](#)
2. [Using a Password Reset Code](#)

CRSP  
© CareEvolve™