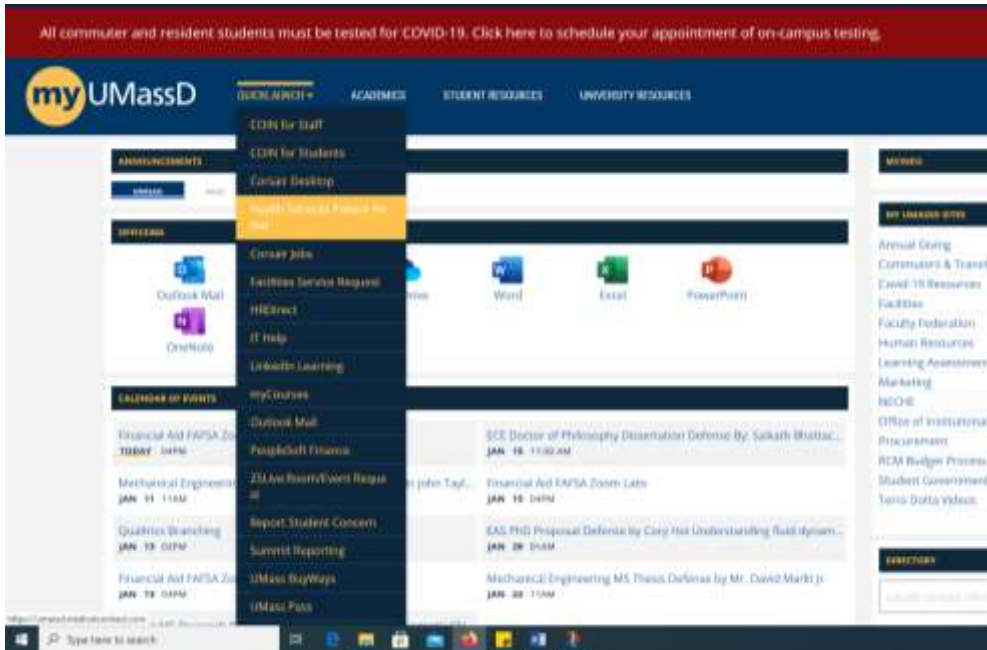


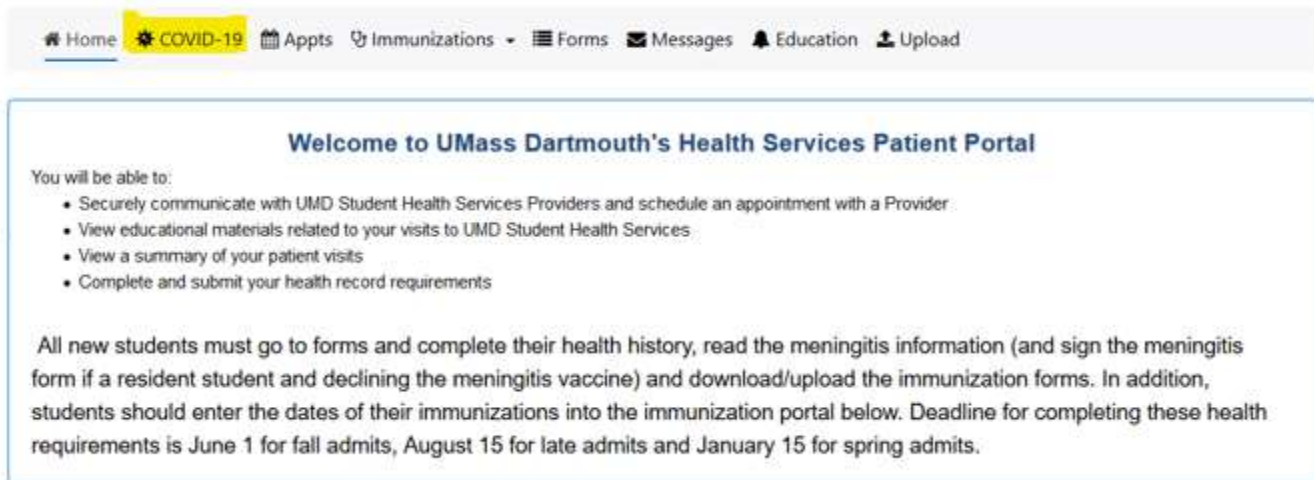
COMPLETING THE SYMPTOMS TRACKER ON THE PATIENT PORTAL

Follow the instructions below to complete the Symptoms Tracker Form on the Patient Portal.


Access the portal directly at <https://umassd.mediatconnect.com> or on drop down option on Quick Launch tab of myUMassD site.



- Log into the Portal with your **UMassD username and password**.
- Select the **COVID-19** button on the health portal opening page (Highlighted yellow here).



- Click the **Symptoms Tracker Form** (Indicated in Red rectangle below).



- Positive
- Negative
- Pending
- Documented Exposure
- Antibodies
- Expired
- No Data

There is no data for you. Please fill out the Symptom Tracking form.

Form

Symptoms Tracker

Please complete this daily

- Complete the questions and select **Submit** when done.
- Please **complete** the Symptoms Tracker Form **daily** to update your COVID Status.
- **Your COVID Status will update on the Portal.** You will see a colored indicator of your current COVID status.
 - **Negative (Green)** = you are negative for symptoms or exposure. You are cleared to attend class and/or be on campus.
 - **Documented Exposure (Orange)** = you have indicated a possible exposure to COVID-19 on your Symptoms Tracker Form. Please stay home or in your dorm and quarantine. Please contact Health Services through the secure portal or call Health Services at 508-999-8982 during normal business hours for further instructions.
 - **Positive (Red)** = you have indicated COVID-19 symptoms on your Symptoms Tracker Form. Please stay home and isolate away from all others. Please contact Health Services through the secure portal or call Health Services at 508-999-8982 during normal business hours for further instructions.

All Employees must notify their supervisors and Human Resources if they are advised to isolate or quarantine further.

- Please **complete** the Symptoms Tracker Form **daily** BEFORE going on campus.