

UNIVERSITY OF MASSACHUSETTS
DARTMOUTH

Annual
Report of
Proposals
and
Awards

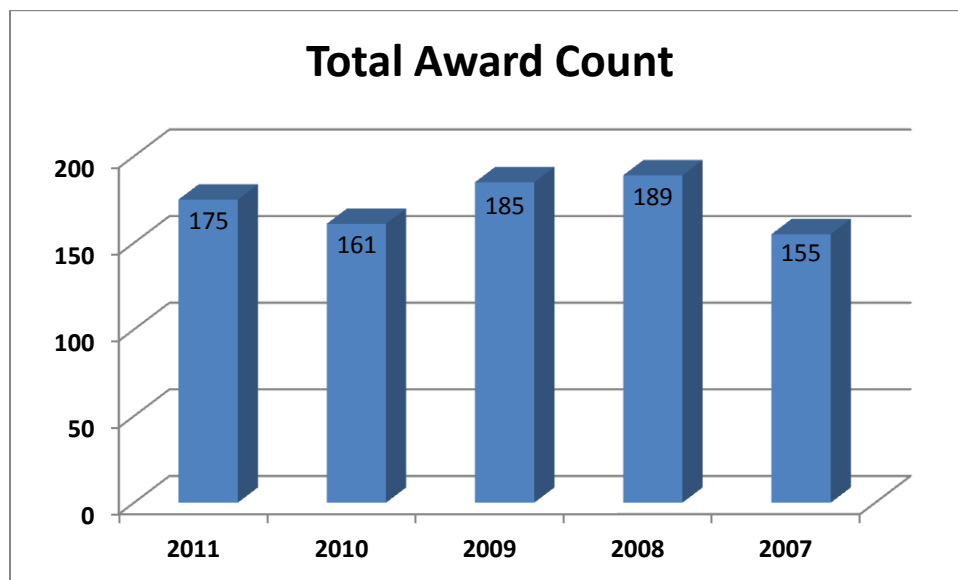
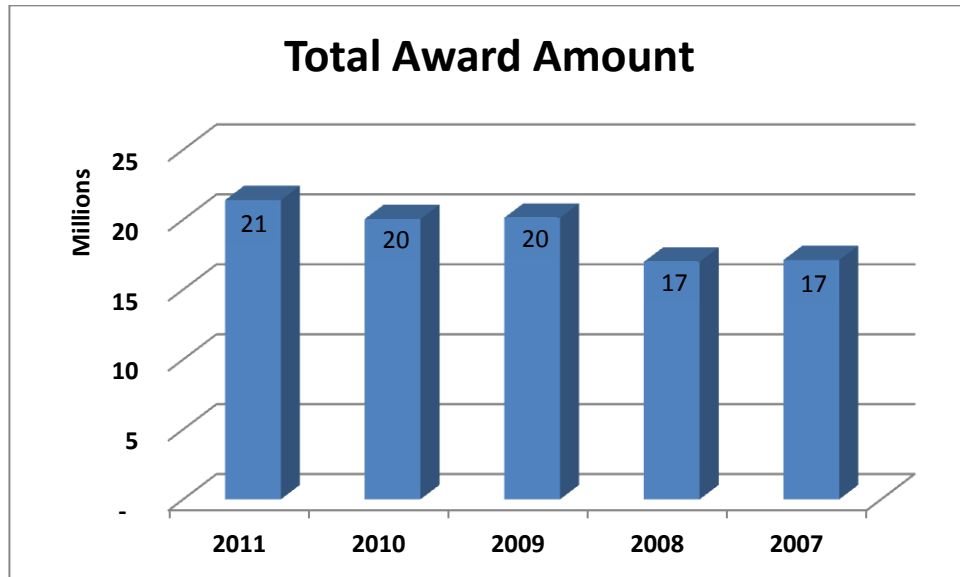
2011

Summary of Sponsored Project Activity July 1, 2010 – June 30, 2011

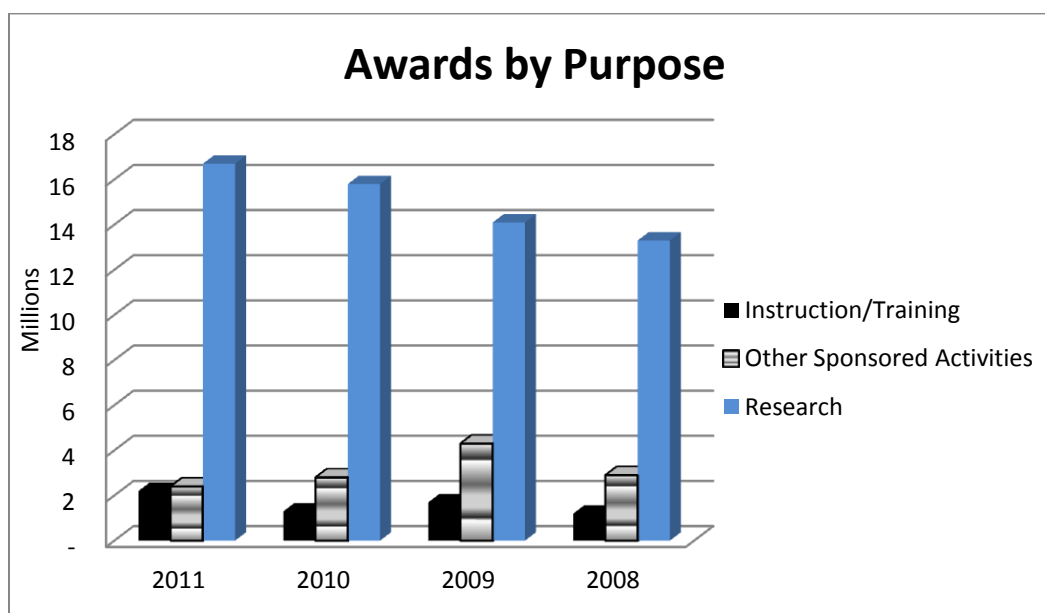
Office of
Research
Administration

Summary Fiscal Year 2011 Proposal and Award Activity

Awards levels increased from FY 10 to FY 11 by 6.5%. External funding in the form of new or continuing grants and contracts received by the University of Massachusetts Dartmouth was received in the amount of \$21,396,837 during fiscal year 2011 compared to \$20,042,054 in FY10. These awards include Research, Training and Other Sponsored Activities. The following charts show the comparison of award amounts and numbers for fiscal years 2007 through 2011. The total number of awards was 175 compared to 161 in FY10.

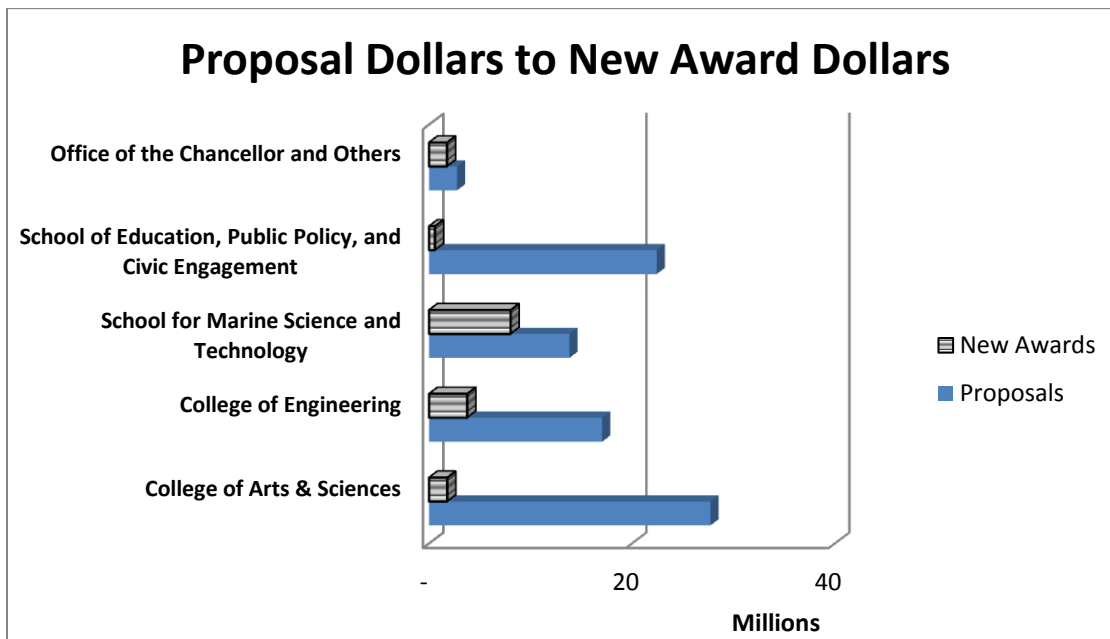
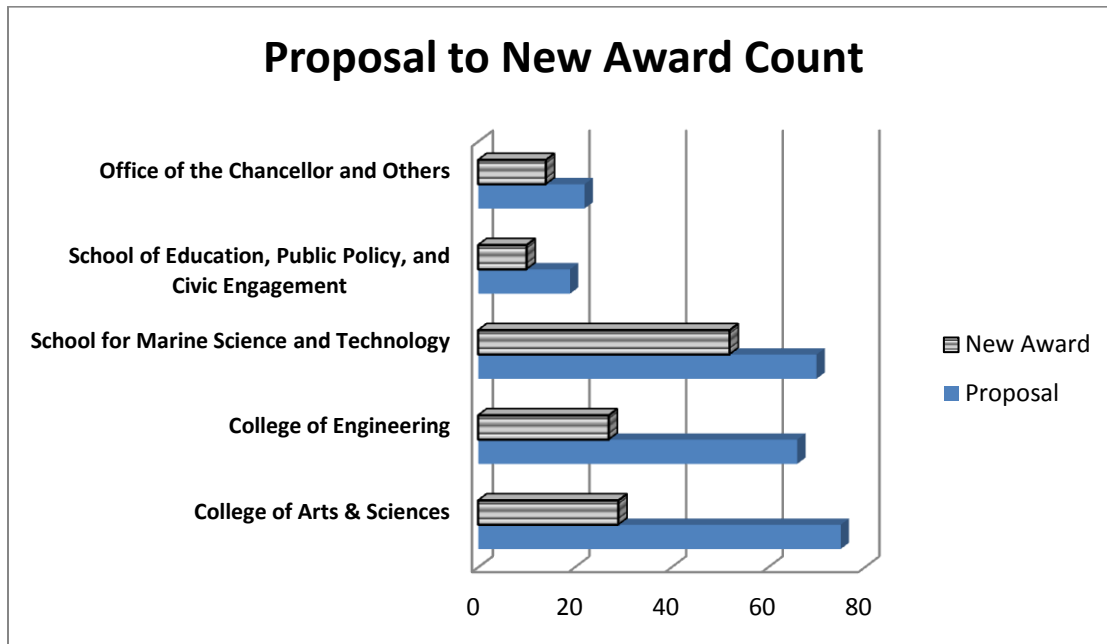


The majority of awards received were for research purposes, these awards totaled more than \$16.7 million in FY 11, 78% of the total compared to \$15.8 million in FY10, \$14.1 million in FY 09 and \$13.3 million in FY 08. Public Service and Other Sponsored awards were 11% of the total at \$2.4 million compared to \$2.8 million in FY10, \$4.3 million in FY 09 and \$2.9 million in FY 08 and the remaining 10% of awards totaling \$2.2 million were for instruction and training purposes compared to \$1.3 million in FY10, \$1.7 million in FY 09 and \$1.2 million in FY 08.



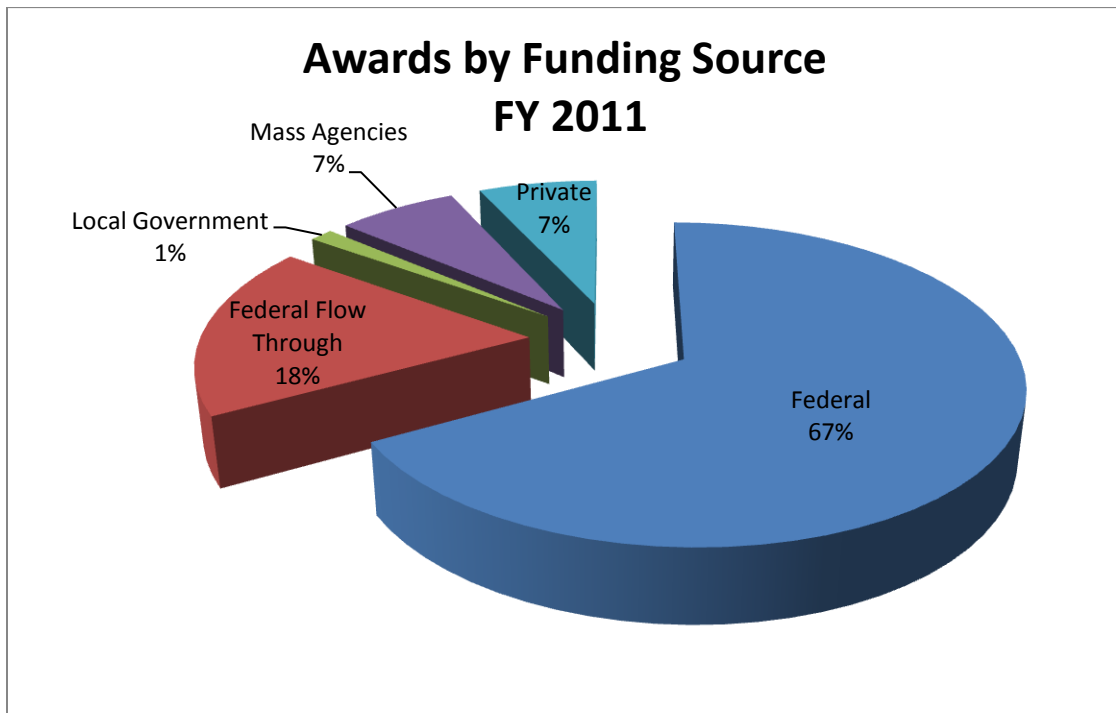
Proposals to Awards Comparisons Fiscal Year 2011

108 faculty and project directors submitted 252 proposals requesting \$83 million in funding compared to 100 faculty and project directors requesting \$115 million in FY 2010. Average proposal value requested was \$331,000. Of the funding received in FY 2011, 132 were new awards totaling \$16 million. The following page includes graphs of both the number and value of proposals submitted compared to new awards received.



Awards by Funding Source

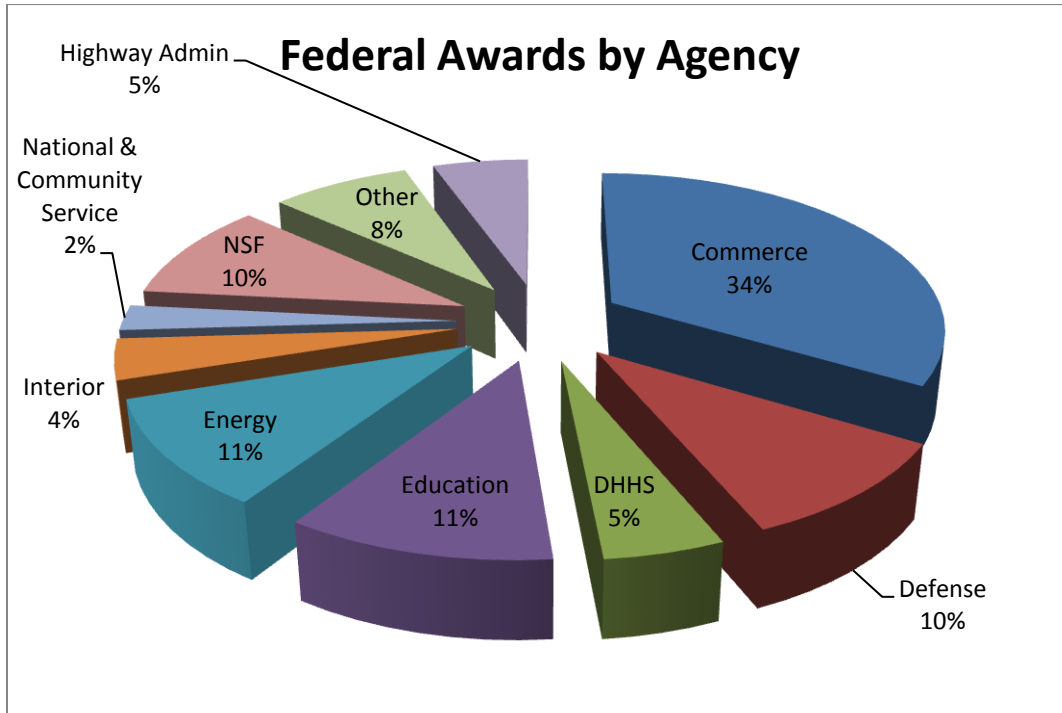
Federal funding received directly from federal agencies and as flow through from nonfederal sources represented 85% of total award dollars. Commonwealth of Massachusetts agencies and local governments provided 8% of total funding, Industry nonprofit and other organizations totaled 7%.



Awards by Funding Source Fiscal Year 2011

Federal	14,391,554.97
Federal Flow Through	3,835,794.22
Local Government	290,635.50
Mass Agencies	1,470,336.01
Private	1,408,516.07
Grand Total	21,396,836.77

There was a total of \$18 million in funding provided by the federal government either directly or as a subrecipient by UMD during FY 2011. The Department of Commerce including NOAA provided the most federal funding, \$6.1 million. The Department of Education and The Department of Energy each provided \$1.9 million. The National Science Foundation and The Department of Defense each provided \$1.8 million. The Department of Health and Human Services including the National Institute of Health provided just under \$1.0 million, the remaining was provided by various federal agencies including the Corp for National & Community Service, Federal Highway Admin, Interior, USDA, HUD, SBA, National Fish and Wildlife Foundation, National Endowment for the Humanities, and Department of Labor.



Awards By Federal Agency Fiscal Year 2011

Federal Agency	Amount
Commerce	6,126,604.50
Defense	1,830,343.53
DHHS	885,859.51
Education	1,960,706.00
Energy	1,945,575.00
Interior	748,035.00
National & Community Service	468,395.00
NSF	1,818,015.00
Other	1,449,478.05
Highway Admin	994,337.60
Grand Total	18,227,349.19

The following pages present tables of awards by Executive Unit, Department and Principal Investigator.

Comparison Report of Awards by College

FY 2009 through FY 2011

Comparison Report of Research and Other Sponsored Awards by College						
Unit	2011 Number	Amount	2010 Number	Amount	2009 Number	Amount
College of Arts & Sciences	38	2,799,262	36	3,688,330	40	2,747,464
College of Engineering	33	4,225,582	36	2,893,207	34	2,275,293
College of Nursing	3	296,384	5	401,630	9	1,050,723
College of Visual and Performing Arts	0	-	1	9,690	1	168,805
School for Marine Science & Technology	69	9,026,551	61	8,094,983	75	9,500,323
School of Education, Public Policy and Civic Engagement	17	2,722,811	12	2,636,912	11	2,672,543
Chancellor's Office	8	1,818,143	39	1,387,948	29	764,607
Library	0	-	2	417,147	2	412,594
Professional & Continuing Education	2	46,000	0	-	3	83,354
Academic Affairs	5	462,103	3	504,707	3	454,604
Student Affairs	0	-	1	7,500	1	3,500
Grand Total	175	21,396,836	196	20,042,054	208	20,133,810

External Research and Other Sponsored Awards
By College and Department
FY2011 and 2010

Unit/ Department	2011	2010
Academic Affairs		
Academic Resource Center	403,504	412,402
Provost	31,145	82,305
Southcoast Compeer	7,500	-
Student Affairs	-	7,500
Upward Bound Department	19,954	417,147
Academic Affairs Total	462,103	919,354
Administrative Services		
Public Safety Department	1,000	-
Administrative Services	1,000	-
College of Arts and Sciences		
Biology	259,538	934,869
Center of Indic Studies	27,917	-
Center of Labor Education	601,554	762,103
Chemistry & Biochemistry	791,849	1,213,214
Sociology/Anthropology/Crime and Justice Studies	15,025	-
Economics	15,000	-
English	1,000	210,401
Foreign Literature & Languages	-	1,800
History	200,445	166,647
Math	487,457	119,165
Psychology	386,457	280,131
Sociology/Anthropology	13,019	-
College of Arts and Sciences	2,799,262	3,688,330
College of Engineering		
Bioengineering	95,418	-
Civil & Environmental Engineering	764,220	131,391
Computer Information Science	309,993	87,000
Ctr for Rehab Engineering	78,000	-
Electrical Computer Engineering	1,104,303	691,267
Materials & Textiles	-	475,609
Mechanical Engineering	154,860	524,301
Physics	644,573	920,579
Sustainability Program	1,074,215	63,060
College of Engineering	4,225,582	2,893,207
College of Nursing		
Adult/Child Nursing	-	68,686
Community Nursing	12,555	21,362

Dean's Office	-	93,655
Lead Paint Program	283,829	217,927
College of Nursing	296,384	401,630
College of Visual and Performing Arts		
Music	-	9,690
College of Visual and Performing Arts	-	9,690
Office of the Chancellor		
Advanced Technology Manufacturing Center	198,112	411,448
Economic Development	60,000	25,000
International Programs Office	56,978	-
Marine Renewable Energy Center	1,502,053	951,500
Office of the Chancellor	1,817,143	1,387,948
Professional and Continuing Education		
Division of Continuing Education	46,000	10,000
Professional and Continuing Education	46,000	10,000
School for Marine Science and Technology		
Estuarine and Ocean Sciences	2,315,185	2,458,761
Fisheries Oceanography	6,711,367	5,636,222
School for Marine Science and Technology	9,026,551	8,094,983
School of Education, Public Policy, and Civic Engagement		
Center for Civic Engagement	524,623	519,637
Center for University, School & Community Partnership	1,077,371	1,327,139
Kaput Center	853,953	676,035
Policy Studies	29,440	114,101
Science, Technology, Engineering & Math	175,027	-
Teaching & Learning	62,398	-
School of Education, Public Policy, and Civic Engagemen	2,722,811	2,636,912
Grand Total	21,396,837	20,042,054

External Research and Other Sponsored Awards
By College and Department
FY2011

<u>Unit/ Department</u>	<u>DIRECT</u>	<u>INDIRECT</u>	<u>TOTAL \$</u>
Academic Affairs			
Academic Resource Center	376,282.00	27,222.00	403,504.00
Provost	29,787.00	1,358.00	31,145.00
Southcoast Compeer	7,500.00	-	7,500.00
Upward Bound Department	19,954.38	-	19,954.38
Academic Affairs Total	433,523.38	28,580.00	462,103.38
Administrative Services			
Public Safety Department	1,000.00	-	1,000.00
Administrative Services	1,000.00	-	1,000.00
College of Arts and Sciences			
Biology	204,845.00	54,693.00	259,538.00
Center of Indic Studies	26,438.79	1,478.45	27,917.24
Center of Labor Education	558,912.00	42,642.00	601,554.00
Chemistry & Biochemistry	578,864.63	212,984.32	791,848.65
Sociology/Anthropology/Crime and Justice Studies	15,025.00	-	15,025.00
Economics	9,615.00	5,385.00	15,000.00
English	1,000.00	-	1,000.00
History	174,582.00	25,863.00	200,445.00
Math	420,671.34	66,786.00	487,457.34
Psychology	301,971.00	84,486.00	386,457.00
Sociology/Anthropology	7,843.00	5,176.00	13,019.00
College of Arts and Sciences	2,299,767.76	499,493.77	2,799,261.53
College of Engineering			
Bioengineering	80,949.00	14,469.00	95,418.00
Civil & Environmental Engineering	576,632.20	187,587.40	764,219.60
Computer Information Science	201,645.00	108,348.00	309,993.00
Ctr for Rehab Engineering	78,000.00	-	78,000.00
Electrical Computer Engineering	896,067.45	208,236.00	1,104,303.45
Mechanical Engineering	121,129.00	33,731.00	154,860.00
Physics	472,943.00	171,630.00	644,573.00
Sustainability Program	1,022,776.00	51,439.00	1,074,215.00
College of Engineering	3,450,141.65	775,440.40	4,225,582.05
College of Nursing			
Community Nursing	12,555.00	-	12,555.00
Lead Paint Program	262,782.00	21,047.00	283,829.00
College of Nursing	275,337.00	21,047.00	296,384.00

Unit/ Department	DIRECT	INDIRECT	TOTAL \$
Office of the Chancellor			
ATMC	152,140.00	45,972.00	198,112.00
Economic Development	57,000.00	3,000.00	60,000.00
International Programs Office	55,237.00	1,741.00	56,978.00
Marine Renewable Energy Center	1,209,964.00	292,089.00	1,502,053.00
Office of the Chancellor	1,474,341.00	342,802.00	1,817,143.00
Professional and Continuing Education			
Division of Continuing Education	42,727.00	3,273.00	46,000.00
Professional and Continuing Education	42,727.00	3,273.00	46,000.00
School for Marine Science and Technology			
Estuarine and Ocean Sciences	1,853,798.50	461,386.00	2,315,184.50
Fisheries Oceanography	4,972,401.75	1,738,965.24	6,711,366.99
School for Marine Science and Technology	6,826,200.25	2,200,351.24	9,026,551.49
School of Education, Public Policy, and Civic Engagement			
Center for Civic Engagement	510,749.00	13,874.00	524,623.00
Center for University, School & Community Partnership	1,026,214.00	51,157.00	1,077,371.00
Kaput Center	685,500.00	168,453.00	853,953.00
Policy Studies	25,143.21	4,296.44	29,439.65
Science, Technology, Engineering & Math	114,261.00	60,766.00	175,027.00
Teaching & Learning	59,022.67	3,375.00	62,397.67
School of Education, Public Policy, and Civic Engagemen	2,420,889.88	301,921.44	2,722,811.32
Grand Total	17,223,927.92	4,172,908.85	21,396,836.77

**Research and Other Sponsored Awards
By Principal Investigator/Project Director
Includes New Awards, Supplements and Continuations
Fiscal Year 2011**

EXECUTIVE LEVEL

Department/ Principal Investigator

	SPONSOR	TITLE	Amount
Academic Affairs			
Academic Resource Center			
Daigle, Thomas	U.S. DEPARTMENT OF EDUCATION	Student Support Services	403,504.00
Daigle, Thomas Total			403,504.00
Academic Resource Center Total			403,504.00
Provost			
Garro, Anthony	UNIVERSITY OF MASSACHUSETTS - BOSTON	Louis Stokes Alliance for Minority Participation (LSAMP)	31,145.00
Garro, Anthony Total			31,145.00
Provost Total			31,145.00
Southcoast Compeer			
Frizzell, Christine	CITY OF NEW BEDFORD	SouthCoast Compeer Program	7,500.00
Frizzell, Christine Total			7,500.00
Southcoast Compeer Total			7,500.00
Upward Bound Department			
Ramos, Wayne	ISLAND FOUNDATION INC.	Scholar Training and College Tour	10,000.00
	MA DEPT OF ELEMENTARY & SECONDARY E	Summer Food Program 2010	9,954.38
Ramos, Wayne Total			19,954.38
Upward Bound Department Total			19,954.38
Academic Affairs Total			462,103.38
Administrative Services			
Public Safety Department			
Kehoe, William	MA EXEC OFF OF PUBLIC SAFETY & SECURITY	Institute on Advance Law Enforcement Practice in Sexual Assault and Domestic Viol	1,000.00
Kehoe, William Total			1,000.00
Public Safety Department Total			1,000.00
Administrative Services Total			1,000.00
College of Arts and Sciences			
Biology			
Moisander, Pia	NANTUCKET BIODIVERSITY INITIATIVE	Diversity of Toxin Producing Cyanobacteria on Nantucket Island	1,500.00
Moisander, Pia Total			1,500.00
Oliveira, Kenneth	COMMERCIAL FISHERIES RESEARCH FOUN	Determining Size and Age at Maturation as well as Monitoring Seasonal Gonadal	39,188.00
	NATIONAL FISH AND WILDLIFE FOUNDATIO	Energy Content of Downstream Migrating American Eels	45,000.00
	NATIONAL OCEANIC AND ATMOSPHERIC A	Histology & Otolith-Base Study of Black Sea Bass	33,000.00
	US FISH AND WILDLIFE SERVICE FWS	Reproductive Effectsof PCB Contamination on Artificially Matured and Fertilized A	57,100.00
Oliveira, Kenneth Total			174,288.00
Silby, Mark	TUFTS UNIVERSITY	Genetics of Soil Survival and Persistence of Pseudomonas Fluorescens	12,443.00

EXECUTIVE LEVEL

Department/ Principal Investigator

	SPONSOR	TITLE	Amount
Silby, Mark	TUFTS UNIVERSITY	Microbial Community Activity: Communication Among Soil Microbes	48,837.00
Silby, Mark Total			61,280.00
Turner, Jefferson	BATTELLE MEMORIAL INSTITUTE	Harbor Outfall Monitoring 8	22,470.00
Turner, Jefferson Total			22,470.00
Biology Total			259,538.00
Center of Indic Studies			
Singh, Bal	MULTIPLE SPONSORS	Light on Ayurveda	27,917.24
Singh, Bal Total			27,917.24
Center of Indic Studies Total			27,917.24
Center of Labor Education			
Jochim, Lisa	BRISTOL COMMUNITY COLLEGE	"Step Up to College": An ABE Transitions to Community Colleges Program	3,500.00
		Bridging ESOL to eLearning	3,300.00
	CORP FOR NATIONAL AND COMMUNITY SE	Building on the Promise	7,500.00
	GREATER NB WORKFORCE INVESTMENT AF	FY 2011 DOE Adult Education program	54,546.00
		Title I/Adult Dislocated Workers	24,750.00
	MA DEPT OF ELEMENTARY & SECONDARY E	Adult Basic Education Integrated	10,000.00
		Distance Learning	10,000.00
		Community Adult Learning Center	2,610.00
		FY '11 STATE STAR (Student Achievement in Reading) Project	5,900.00
	MASSACHUSETTS DEPARTMENT OF EDUCA	Community Adult Learning Center FY11	479,448.00
	VERIZON MASSACHUSETTS	Verizon Foundation English as a Second Language	10,000.00
Jochim, Lisa Total			601,554.00
Center of Labor Education Total			601,554.00
Chemistry & Biochemistry			
Cai,Shuowei	ANTERIOS, INC.	Anterios Sponsored Research	237,815.01
		Small Biomolecular Inhibitors for Botulinum Neurotoxins (BoNTs): Understanding th	71,396.43
Cai,Shuowei Total	U.S. ARMY NATICK SOLDIER CENTER		309,211.44
Neto, Catherine	BRUKER CORPORATION	Establishing a NMR Based Screening Program for Cranberry	12,000.00
	CRANBERRY INSTITUTE	Cranberry Phytochemicals & the Role of Hedgehog Signaling in Prostate Cancer	15,500.00
	UNIVERSITY OF MASSACHUSETTS - AMHER'	Overcoming Barriers to Sustainable Cranberry Production: A Study of Cranberry Phy	40,000.00
Neto, Catherine Total			67,500.00
Rasapalli, Sivappa	MICROBIOTIX	Synthesis of Antibacterial Small Molecules Based on Natural Products Scaffolds	63,299.00
Rasapalli, Sivappa Total			63,299.00
Singh, Bal	NEWTON PHOTONICS	Rapid Detection of Bioterrorism Agents Using a High Sensitivity SPR Sensor	330,411.00
	SANDIA NATIONAL LABS	Portable Microfluidic Platform for Bioterrorism Diagnostics	21,427.51
Singh, Bal Total			351,838.51
Chemistry & Biochemistry Total			791,848.95

EXECUTIVE LEVEL

Department/ Principal Investigator

SPONSOR		TITLE	Amount
Economics			
Georgianna, Daniel	MA DIVISION OF MARINE FISHERIES	A Network to Redevelop a Sustainable Redfish Trawl Fishery in the Gulf of Maine	15,000.00
Georgianna, Daniel Total			15,000.00
Economics Total			15,000.00
English			
LaFrance, Michelle	COUNCIL OF WRITING PROGRAM ADMINIS	The Quandary of Information Literacy in the First Year English Curriculum	1,000.00
LaFrance, Michelle Total			1,000.00
English Total			1,000.00
History			
Koot, Gerard M	NATIONAL ENDOWMENT FOR THE HUMAN	The Dutch Republic and Britain: The Making of Modern Society and a European World	200,445.00
Koot, Gerard M Total			200,445.00
History Total			200,445.00
Math			
Gottlieb, Sigal	AIR FORCE OFFICE OF SCIENTIFIC RESEARCH	A Heterogeneous Terascale Computing Cluster for the Development of GPU Optimized	199,800.00
		High Order Strong Stability Preserving Time Discretizations for the Time Evolutio	50,295.00
	KING ABDULLAH UNIVERSITY	Positive Numerical Solution of Differential Equations	202,362.34
Gottlieb, Sigal Total			452,457.34
Kim, Saeja	NATIONAL SCIENCE FOUNDATION	CMBS Regional Conference in the Mathematical Sciences-"Radial Basis Functions: Ma	35,000.00
Kim, Saeja Total			35,000.00
Math Total			487,457.34
Psychology			
Shapiro, Amy	U.S. DEPARTMENT OF EDUCATION	The Efficacy of Personal Response Systems (Clickers) as Learning Tools: A Multid	187,552.00
Shapiro, Amy Total			187,552.00
Sims-Knight, Judith	NATIONAL SCIENCE FOUNDATION	Can Student Use Assessment-based Double-loop Learning to Improve Their Design Ski	198,905.00
Sims-Knight, Judith Total			198,905.00
Psychology Total			386,457.00
Sociology/Anthropology			
Krumholz, Susan	UNIVERSITY OF MASSACHUSETTS - LOWELL	Postsecondary Education: Integrating Crime Victims' Issues into College Curricula	13,019.00
Krumholz, Susan Total			13,019.00
Sociology/Anthropology Total			13,019.00
Sociology/Anthropology/Crime and Justice Studies			
Robinson, Robin	UNIVERSITY OF MASSACHUSETTS MED SCH	Psychological Foundations of Power & R	15,025.00
Robinson, Robin Total			15,025.00
Sociology/Anthropology/Crime and Justice Studies Total			15,025.00

EXECUTIVE LEVEL

Department/ Principal Investigator

	SPONSOR	TITLE	Amount
College of Arts and Sciences Total			2,799,261.53
College of Engineering			
Bioengineering			
Calvert, Paul	DUKE UNIVERSITY	Elastomeric Capture Microparticles for H	10,028.00
Calvert, Paul Total			10,028.00
Ferreira, Tracie	NATIONAL INSTITUTES OF HEALTH	Characterization of Craniofacial Development in a Zebrafish Mutant Lacking All cr	45,390.00
Ferreira, Tracie Total			45,390.00
Kim,Yong K.	Massachusetts Clean Energy Center	Ultra Effective Fiber-Based Bioconversion	40,000.00
Kim,Yong K. Total			40,000.00
Bioengineering Total			95,418.00
Civil & Environmental Engineering			
Mogawer, Walaa	FEDERAL AVIATION ADMINISTRATION FAA	Pavement Rehabilitation Strategies for Ramps at Airports with Commercial Service	116,124.09
	MA DOT	Continued Operations for MassDOT Pavement Management Activities	209,548.51
	UNIVERSITY OF NEW HAMPSHIRE	Evaluation of Plant-Produced High-Percentage RAP Mixtures in the Northeast	149,348.00
Mogawer, Walaa Total			475,020.60
Pennell, Kelly	BROWN UNIVERSITY	Exposure Pathways, Dissolution Kinetics, & Fate of Nano-Silver in the Environment	25,829.00
		Reuse in RI: A State Based Approach to Complex Exposures (ARRA)	151,569.00
		Reuse in RI: A State-Based Approach to Complex Exposures	64,301.00
Pennell, Kelly Total			241,699.00
Rahbar, Nima	METROPOLITAN MUSEUM OF ART	Repair of a Historical Marble Statue at NY Metropolitan Museum of Art	10,000.00
	UNIVERSITY OF MASSACHUSETTS MED SCH	Interfacial Adhesion between Polymer Substrates and Osteoconductive Minerals	37,500.00
Rahbar, Nima Total			47,500.00
Civil & Environmental Engineering Total			764,219.60
Computer Information Science			
Balasubramanian, Ramprasad	OFFICE OF NAVAL RESEARCH	Situationally Aware Task Consensus Among a Team of Heterogeneous AUV's	75,000.00
Balasubramanian, Ramprasad Total			75,000.00
Bergandy, Jan	BRISTOL COMMUNITY COLLEGE	CAITE II	60,000.00
Bergandy, Jan Total			60,000.00
Vokkarane, Vinod	U.S. DEPARTMENT OF ENERGY	COMMON: Coordinated Multi-layer Multi-domain Optical Network Framework	174,993.00
Vokkarane, Vinod Total			174,993.00
Computer Information Science Total			309,993.00

EXECUTIVE LEVEL

Department/ Principal Investigator

SPONSOR		TITLE	Amount
Ctr for Rehab Engineering			
Cory, Lester	MASS REHABILITATION COMMISSION	Center for Rehabilitation Engineering Assistive Technology in SE Massachusetts	78,000.00
Cory, Lester Total			78,000.00
Ctr for Rehab Engineering Total			78,000.00
Electrical Computer Engineering			
Brown, David	OFFICE OF NAVAL RESEARCH	Training in Electroacoustic Transducer Modeling With Examples of the Low Frequenc	145,934.00
Brown, David Total			145,934.00
Buck,John R.	OFFICE OF NAVAL RESEARCH	Stochastic Eigenanalysis for Adaptive Array Processing	166,925.00
Buck,John R. Total			166,925.00
Li, Yifei	NAVAL RESEARCH LABORATORY	Spatially Modulated Gain Waveguide Electro-optic Laser	199,880.00
	OFFICE OF NAVAL RESEARCH	Instrumentation for RF/Photonics Testbed	236,576.45
Li, Yifei Total			436,456.45
Payton, Karen	SPEECH TECHNOLOGY AND APPLIED RESEA	Blind Source Separation	29,988.00
Payton, Karen Total			29,988.00
Rancour, David	SMALL BUSINESS ADMINISTRATION SBA	Advanced Technology & Manufacturing Center	325,000.00
Rancour, David Total			325,000.00
Electrical Computer Engineering Total			1,104,303.45
Mechanical Engineering			
Chalivendra,Vijaya	NATIONAL SCIENCE FOUNDATION	Collaborative Research: Mechanical and Electrical Response of Novel Polymer Graf	5,938.00
Chalivendra,Vijaya Total			5,938.00
Laoulache, Raymond	TACO, INC.	To Develop Heat Exchanger Test Protocols and Analyze Empirical Test Data	46,688.00
Laoulache, Raymond Total			46,688.00
Raessi, Mehdi	SUNWELL TECHNOLOGIES	Numerical Simulations & Analysis of the Refrigeration System Developed by Sunwell	41,250.00
Raessi, Mehdi Total			41,250.00
Rice, John	Massachusetts Clean Energy Center	Reducing out Transportation Carbon Footprint with UMassD's Z-Axis	40,000.00
	PROGENY SYSTEMS CORPORATION	External Pipe Sound Pressure Level Sensor	20,984.00
Rice, John Total			60,984.00
Mechanical Engineering Total			154,860.00
Physics			
Khanna, Gaurav	NATIONAL SCIENCE FOUNDATION	GOALI: An Exploration of the Use of OpenCL for Numerical Modeling & Data Analysis	166,499.00
	SILICON VALLEY COMMUNITY FOUNDATIO	Applying HPC Techniques to CDT Simulations	3,750.00
Khanna, Gaurav Total			170,249.00
Tandon,Amit	OFFICE OF NAVAL RESEARCH	Submesoscale Routes to Lateral Mixing in the Ocean	88,800.00

EXECUTIVE LEVEL
Department/ Principal Investigator

	SPONSOR	TITLE	Amount
Tandon,Amit Total			88,800.00
Zarrillo,Marguerite L.	U.S. DEPARTMENT OF TRANSPORTATION	Data Collection Via CRS & SI Technology to Determine When to Impose SLR	385,524.00
Zarrillo,Marguerite L. Total			385,524.00
Physics Total			644,573.00
Sustainability Program			
Jennings, Susan	BROCKTON AREA WORKFORCE INVESTMENT PARTNERSHIPS	FY '11 Clean Energy State Energy Sector Partnerships	42,262.00
		Southeastern Partnership for Clean Energy Careers FY '11	67,738.00
	U.S. DEPARTMENT OF ENERGY	Weatherization Assistance Program	964,215.00
Jennings, Susan Total			1,074,215.00
Sustainability Program Total			1,074,215.00
College of Engineering Total			4,225,582.05
College of Nursing			
Community Nursing			
Russell, Gail	Health Resources Service Administration	Advanced Education Nurse Traineeship	12,555.00
Russell, Gail Total			12,555.00
Community Nursing Total			12,555.00
Lead Paint Program			
Maiocco, Carmen	MA DEPARTMENT OF PUBLIC HEALTH	Childhood Lead Posioning Prevention program	230,218.00
		Lead Abatement '09	53,611.00
Maiocco, Carmen Total			283,829.00
Lead Paint Program Total			283,829.00
College of Nursing Total			296,384.00
Professional and Continuing Education			
Division of Continuing Education			
McGuirl-Hadley, Joy	MASSACHUSETTS CULTURAL COUNCIL	Expect the Unexpected: Seasons in Fall River	36,000.00
McGuirl-Hadley, Joy Total			36,000.00
Pacheco, Melissa	DOMINION FOUNDATION	Community Arts Project	10,000.00
Pacheco, Melissa Total			10,000.00
Division of Continuing Education Total			46,000.00
Professional and Continuing Education Total			46,000.00
School for Marine Science and Technology			
Estuarine and Ocean Sciences			
Altabet, Mark	NATIONAL SCIENCE FOUNDATION	Collaborative Research: High Resolution Paleooceanography in the Heart of the Equ	169,985.00
		Nitrogen Isotope and N2/Ar Biogeochemistry of the Peru Suboxic Zone	6,250.00

EXECUTIVE LEVEL

Department/ Principal Investigator

	SPONSOR	TITLE	Amount
Altabet, Mark	SMITHSONIAN INSTITUTION	The Missing Anthropogenic N - Assessing Denitrification at the Watershed Scale	19,734.00
Altabet, Mark Total			195,969.00
Brown, Wendell	OFFICE OF NAVAL RESEARCH	Electro-mechanical modeling of cylindric	10,500.00
	RUTGERS UNIVERSITY	Phased Deployment & Operations of MARCOOS	149,000.00
		Phased Deployment and Operation of the Mid-Atlantic Regional Coastal Ocean Observ	110,000.00
Brown, Wendell Total			269,500.00
Gangopadhyay, Avijit	HORIZON MARINE, INC	Operational Forecasting of the North Brazil Current Rings	50,000.00
	RUTGERS UNIVERSITY	Phased Deployment & Operations of MARCOOS	80,000.00
Gangopadhyay, Avijit Total			130,000.00
Goodman, Louis	OFFICE OF NAVAL RESEARCH	Use of an AUV to Quantify Submesoscale Mixing Processes	257,266.00
Goodman, Louis Total			257,266.00
Howes, Brian L.	AIR FORCE CTR FOR ENVIRON EXCELLEN	Ashumet Pond Restoration 2011	79,869.00
	CAMP DRESSER AND MCKEE INC	Mount Hope Bay WQ Sampling Program	170,000.00
		WQ Assays - City of Brockton	5,600.00
	CAPE COD WATER PROTECTION COLLABOR	Nauset Estuary MEP Analysis	28,750.00
	CH2 M HILL CONSULTING ENGINEERS	Alum Treatment at Ashumet Pond	21,716.00
	MA DEPT OF ENVIRONMENTAL PROTECTIO	MEP 2010-2013	660,000.00
	MASHPEE WAMPANOAG TRIBE	Popponesset & Waquoit Bays Water Quality Monitoring Program: Baseline WQM	8,400.00
	OAK BLUFFS, TOWN OF	MEP Assessment of Oak Bluffs Harbor	44,610.00
		MEP Scenarios for Oak Bluffs Estuaries	15,000.00
	TOWN OF AQUINNAH	MEP Analysis Town of Aquinnah for Menemsha/Squibnocket Estuary	31,767.00
	TOWN OF BARNSTABLE	Laquaquet water Quality Monitoring	4,990.00
	TOWN OF BREWSTER	Town of Brewster Phosphorus Balance Mill Pond Complex	40,193.00
	TOWN OF CHATHAM	Chatham Water Quality Monitoring Technical Assistance 2009-2011	11,562.50
		MEP-Nitrogen Modeling Scenarios of Muddy Creek	7,000.00
		Pleasant Bay Alliance Water Quality Monitoring Technical Assistance 2009-2011	13,875.00
	TOWN OF DENNIS	Town of Dennis Scargo Lake	22,860.00
	TOWN OF MASHPEE	Laboratory Assays, Supplies & Field Gear for Popponesset & Waquoit Bays	16,800.00
	TOWN OF NANTUCKET	Town of Nantucket-General Scientific Services	7,500.00
	TOWN OF ORLEANS	Town of Orleans Water Quality Monitoring '09	6,000.00
	TOWN OF WELFLEET	Welfleet WQ Monitoring	25,600.00
	TOWN OF WEST TISBURY	Town of West Tisbury-Great Pond (MEP)	20,625.00

EXECUTIVE LEVEL

Department/ Principal Investigator

	SPONSOR	TITLE	Amount
Howes,Brian L.	TOWN OF YARMOUTH	MEP Town of Yarmouth Support for Bass River, Mill Creek, Lewis Bay, Parker River	2,400.00
	U.S. DEPARTMENT OF INTERIOR	Roadmap: Technologies for Cost Effective, Spatial Resource Assessments for Offsho	94,408.00
	WESTPORT WATERSHED ALLIANCE	Westport River Watershed Alliance Freshpond Water Quality Monitoring	3,750.00
Howes,Brian L. Total			1,343,275.50
Pilskaln, Cynthia	WOODS HOLE OCEANOGRAPHIC INSTITUTION	ECO HAB Cyst/Phase II	49,994.00
Pilskaln, Cynthia Total			49,994.00
Sundermeyer, Miles	OFFICE OF NAVAL RESEARCH	LIDAR and Numerical Modeling Studies of Small-Scale lateral disp.in the Ocean	69,180.00
Sundermeyer, Miles Total			69,180.00
Estuarine and Ocean Sciences Total			2,315,184.50
Fisheries Oceanography			
Cadrin,Steven X.	APEX COMPANIES LLC	Winter Flounder Spawning Habitat Mitigation Plan	39,422.00
	COMMERCIAL FISHERIES RESEARCH FOUNDATION	An Industry-based Survey for Winter Flounder in Southern New England	126,750.50
	GULF OF MAINE RESEARCH INSTITUTE	Monkfish Research Set Aside 2010 - Data Storage Tagging	21,674.00
		Monkfish Tagging and Aging Project	43,483.00
	MA DIVISION OF MARINE FISHERIES	SMAST Graduate Education Program	50,000.00
	NATIONAL OCEANIC AND ATMOSPHERIC ADMINISTRATION	New England Multi-Species Survey and Development (MA Marine Fisheries Inst)	2,997,000.00
Cadrin,Steven X. Total			3,278,329.50
Chen, Changsheng	MARINE BIOLOGICAL LABORATORY	LTER Plum Island Sound Ecosystem Modeling	210.00
	MASS WATER RESOURCES AUTHORITY	Bay Modeling Service for Massachusetts Water Resources Authority	62,744.00
	MASSACHUSETTS INSTITUTE OF TECHNOLOGY	Development & Validation of a Water Quality Model System for MA Coastal Waters	75,000.00
	MISSISSIPPI STATE UNIVERSITY	Development of a Northern Gulf of Mexico Operational Forecast System	50,000.00
	NATIONAL SCIENCE FOUNDATION	RAPID: The Japan March 11 Earthquake, Tsunami Inundation	80,012.00
	NE REG ASSOC OF COASTAL OCEAN OBSERVATION	Continued Development of the Northeastern Regional Coastal Ocean Observing System	80,000.00
	THIRD SECTOR NEW ENGLAND, INC	Massachusetts Ocean Partnership MOP Super-regional Testbed to Improve Models of Environment Processes in the Atlanti	199,969.49
	UNIVERSITY OF NORTH CAROLINA		75,000.00
	WOODS HOLE OCEANOGRAPHIC INSTITUTION	KAUST	80,000.00
Chen, Changsheng Total			702,935.49

EXECUTIVE LEVEL

Department/ Principal Investigator

	SPONSOR	TITLE	Amount
Cowles, Geoffrey	OFFICE OF NAVAL RESEARCH	An Investigation of the Influence of Waves on Sediment Processes in Skagit Bay	59,934.00
	WOODS HOLE OCEANOGRAPHIC INSTITUTION	Modeling as a Tool to Better Understand Bay Scallop Recruitment and to Manage Bay	48,537.00
		The Effect of Tidal Power Generation on Sediment Transport in Muskeget Channel	56,367.00
Cowles, Geoffrey Total			164,838.00
He, Pingguo	COMMERCIAL FISHERIES RESEARCH FOUNDATION	Preliminary Test of a Modified Groundfish Trawl to Reduce the Catch of SNE Winter	17,426.00
	Cornell University	Collaborative Network Approach to Reduce Bycatch in SNE/Mid Atlantic Squid	91,944.00
	MA DIVISION OF MARINE FISHERIES	A Network to Redevelop a Sustainable Redfish Trawl Fishery in the Gulf of Maine	3,700.00
		CEMFIN: Conservation Engineering Marine Fisheries Initiative	52,750.00
	NATIONAL OCEANIC AND ATMOSPHERIC ADMINISTRATION	Test of Floating Trawl Bridles to Reduce Finfish Bycatch for Gulf of Maine	122,550.00
		Testing of the Rope Separator Haddock Trawl on Georges Bank	247,090.00
	UNIVERSITY OF NEW HAMPSHIRE	Topless Shrimp Trawls for the Gulf of Maine Shrimp Fishing Industry	33,708.00
He, Pingguo Total			569,168.00
Hyun, Saang-Yoon	COLUMBIA RIVER INTER-TRIBAL FISH COMMISSION	Ocean Forecasts and PIT Tag Estimations of Fall Chinook	10,000.00
Hyun, Saang-Yoon Total			10,000.00
Stokesbury, Kevin D.E.	AMERICAN SCALLOP ASSOCIATION	Marine Stewardship Certification Review	9,146.00
	NATIONAL FISH AND WILDLIFE FOUNDATION	River Herring Bycatch Avoidance in Small Mesh Fisheries	305,640.00
		River Herring bycatch Avoidance in Small Mesh Fisheries-NJ	117,500.00
	NATIONAL OCEANIC AND ATMOSPHERIC ADMINISTRATION	Scallop Fishery Assessment (Massachusetts Marine Fisheries Institute)	999,000.00
		Effects of mobile fishing gear on geological and biological structure: Georges Cl	136,325.00
		Extension of the SMAST video survey in the Western portion of the Mid-Atlantic	85,827.00
		High Resolution Video survey of the sea scallop resource in the Hudson Canyon and	88,798.00
		High-Resolution Video Survey of the Sea Scallop Resource, Recruitment Patterns	140,500.00
		Tracking a Large Sea Scallop Recruitment Event with High-Resolution Video Survey	103,360.00
Stokesbury, Kevin D.E. Total			1,986,096.00
Fisheries Oceanography Total			6,711,366.99

EXECUTIVE LEVEL
Department/ Principal Investigator

	SPONSOR	TITLE	Amount
School for Marine Science and Technology Total			9,026,551.49
School of Education, Public Policy, and Civic Engagement			
Center for Civic Engagement			
Roy, Matthew H.	CORP FOR NATIONAL AND COMMUNITY SE	Building on the Promise	460,895.00
	MA SERVICE ALLIANCE	LEADS '10: Leadership for Educational Attainment through Service	46,200.00
		LEADS Summer Program 2011	17,528.00
Roy, Matthew H. Total			524,623.00
Center for Civic Engagement Total			524,623.00
Center for University, School & Community Partnerships			
Blake, Loretta	NATIONAL ENDOWMENT FOR THE HUMAN	Sailing to Freedom: New Bedford's Place in the Underground Railroad	177,781.00
Blake, Loretta Total			177,781.00
Crowley, Patricia A.	NATIONAL WRITING PROJECT	Buzzards Bay Writing Project	5,000.00
Crowley, Patricia A. Total			5,000.00
O'Connor, Karen A.	Edith Glick Shoolman Children's Fund	Balanced Literacy Program for K-3 Teachers in Freetown-Lakeville Public School	96,866.00
	NATIONAL WRITING PROJECT	Buzzards Bay Writing Project	35,000.00
	U.S. DEPARTMENT OF EDUCATION	Southcoast Partnership for the Journey into Education and Teaching	390,893.00
		SouthCoast Teacher Corps Partnership	371,831.00
O'Connor, Karen A. Total			894,590.00
Center for University, School & Community Partnerships Total			1,077,371.00
Kaput Center			
Blanton, Maria L.	NATIONAL SCIENCE FOUNDATION	Developing Algebra-Ready Students for Middle School: Exploring the Impact of Earl	649,721.00
Blanton, Maria L. Total			649,721.00
Hegedus, Stephen	NATIONAL SCIENCE FOUNDATION	Dynamic Haptic Geometry in Elementary and Undergraduate Classrooms	183,732.00
	TOWN OF DARTMOUTH	Evaluation of the Implementation of the SLC Program at Dartmouth HS	20,500.00
Hegedus, Stephen Total			204,232.00
Kaput Center Total			853,953.00
Policy Studies			
Goodman, Michael	DONAHUE INSTITUTE	Follow up work on Hawaii School Study	11,968.65
	TOWN OF DARTMOUTH	Town of Dartmouth Fellowship in Public Policy	17,471.00
Goodman, Michael Total			29,439.65
Policy Studies Total			29,439.65
Science, Technology, Engineering & Math			

EXECUTIVE LEVEL
Department/ Principal Investigator

	SPONSOR	TITLE	Amount
Moosavi, Sadredin	NATIONAL SCIENCE FOUNDATION	RAPID: Effect of Deepwater Horizon Oil Spill Deposits and Beach Clean Up on Erosi	10,001.00
Moosavi, Sadredin Total			10,001.00
Orrill, Chandra	NATIONAL SCIENCE FOUNDATION	CAREER: Coherence as a Basis for Understanding Teachers' Mathematical Knowledge	135,729.00
	UNIVERSITY OF GEORGIA	Diagnosing Teachers' Multiplicative Reasoning	29,297.00
Orrill, Chandra Total			165,026.00
Science, Technology, Engineering & Math Total			175,027.00
Teaching & Learning			
Kruger, Cynthia	GREATER NB WORKFORCE INVESTMENT AF	UMD Camp/Project Success	62,397.67
Kruger, Cynthia Total			62,397.67
Teaching & Learning Total			62,397.67
School of Education, Public Policy, and Civic Engagement Total			2,722,811.32
Office of the Chancellor			
ATMC			
Mackenzie, Keith	NEW ENGLAND TRANSPORTATION CONSO	Coordination Services 2011	133,793.00
	PROGENY SYSTEMS CORPORATION	Option 1-Miniaturized Wireless Data App	64,319.00
Mackenzie, Keith Total			198,112.00
ATMC Total			198,112.00
Economic Development			
Vigeant, Paul	MASS. OFFICE OF BUSINESS DEVELOPMENT	Regional Economic Development Grant f	60,000.00
Vigeant, Paul Total			60,000.00
Economic Development Total			60,000.00
International Programs Office			
Kalbrener, Kristen	UNIVERSITY OF MASSACHUSETTS - BOSTON	Atlantis-TRADIS	56,978.00
Kalbrener, Kristen Total			56,978.00
International Programs Office Total			56,978.00
Marine Renewable Energy Center			
Miller, John	Massachusetts Clean Energy Center	Muskeget Channel Demonstration Proje	98,426.00
	U.S. DEPARTMENT OF ENERGY	Marine Renewable Energy Center	750,000.00
	U.S. DEPARTMENT OF INTERIOR	Roadmap: Technologies for Cost Effectiv	653,627.00
Miller, John Total			1,502,053.00
Marine Renewable Energy Center Total			1,502,053.00
Office of the Chancellor Total			1,817,143.00
Grand Total			21,396,836.77

FY 2011 Research and Other Sponsored Awards
By Principal Investigator/Project Director
Includes New Awards, Continuations and Supplements

Principal Investigator/Project Director	Total Amount
Altabet, Mark	195,969.00
Balasubramanian, Ramprasad	75,000.00
Bergandy, Jan	60,000.00
Blake, Loretta	177,781.00
Blanton, Maria L.	649,721.00
Brown, David	145,934.00
Brown, Wendell	269,500.00
Buck, John R.	166,925.00
Cadrin, Steven X.	3,278,329.50
Cai, Shuowei	309,211.44
Calvert, Paul	10,028.00
Chalivendra, Vijaya	5,938.00
Chen, Changsheng	702,935.49
Cory, Lester	78,000.00
Cowles, Geoffrey	164,838.00
Crowley, Patricia A.	5,000.00
Daigle, Thomas	403,504.00
Ferreira, Tracie	45,390.00
Frizzell, Christine	7,500.00
Gangopadhyay, Avijit	130,000.00
Garro, Anthony	31,145.00
Georgianna, Daniel	15,000.00
Goodman, Louis	257,266.00
Goodman, Michael	29,439.65
Gottlieb, Sigal	452,457.34
He, Pingguo	569,168.00
Hegedus, Stephen	204,232.00
Howes, Brian L.	1,343,275.50
Hyun, Saang-Yoon	10,000.00
Jennings, Susan	1,074,215.00
Jochim, Lisa	601,554.00
Kalbrener, Kristen	56,978.00
Kehoe, William	1,000.00
Khanna, Gaurav	170,249.00
Kim, Saeja	35,000.00
Kim, Yong K.	40,000.00
Koot, Gerard M	200,445.00
Kruger, Cynthia	62,397.67
Krumholz, Susan	13,019.00
LaFrance, Michelle	1,000.00
Laoulache, Raymond	46,688.00
Li, Yifei	436,456.45

MacKenzie, Keith	198,112.00
Maiocco, Carmen	283,829.00
McGuirl-Hadley, Joy	36,000.00
Miller, John	1,502,053.00
Mogawer, Walaa	475,020.60
Moisander, Pia	1,500.00
Moosavi, Sadredin	10,001.00
Neto, Catherine	67,500.00
O'Connor, Karen A.	894,590.00
Oliveira, Kenneth	174,288.00
Orrill, Chandra	165,026.00
Pacheco, Melissa	10,000.00
Payton, Karen	29,988.00
Pennell, Kelly	241,699.00
Pilskaln, Cynthia	49,994.00
Raessi, Mehdi	41,250.00
Rahbar, Nima	47,500.00
Ramos, Wayne	19,954.38
Rancour, David	325,000.00
Rasapalli, Sivappa	63,299.00
Rice, John	60,984.00
Robinson, Robin	15,025.00
Roy, Matthew H.	524,623.00
Russell, Gail	12,555.00
Shapiro, Amy	187,552.00
Silby, Mark	61,280.00
Sims-Knight, Judith	198,905.00
Singh, Bal	379,755.75
Stokesbury, Kevin D.E.	1,986,096.00
Sundermeyer, Miles	69,180.00
Tandon, Amit	88,800.00
Turner, Jefferson	22,470.00
Vigeant, Paul	60,000.00
Vokkarane, Vinod	174,993.00
Zarrillo, Marguerite L.	385,524.00
Grand Total	21,396,836.77

FY 2011 Research and Other Sponsored Award Expenditures
By Principal Investigator/Project Director

EXECUTIVE LEVEL

Department/ Principal Investigator

	Total Expenditures
Academic Affairs	
Academic Resource Center	
Daigle,Thomas J.	406,351.53
Provost Office	
Fowler,Alex J.	7,500.00
Garro,Anthony J.	51,666.13
Southcoast Compeer	
Frizzell,D Christine	6,271.76
Upward Bound Department	
Ramos,Wayne	376,147.24
Academic Affairs Sum	847,936.66
Chancellor's Office	
Advanced Technology & Manufacturing Center	
Mackenzie,Keith A	181,324.41
Petrovic,Louis J	252,773.69
Economic Development	
Vigeant,Paul L	111,999.79
International Programs Office	
Kalbrener,Kristen M	33,273.24
Marine Renewable Energy Center	
Miller,John Richard	875,925.64
Chancellor's Office Sum	1,455,296.77
College of Arts & Sciences	
Biology	
Bernal,Diego	182,392.46
Bromage,Erin S.	239,792.83
Oliveira,Kenneth	83,923.20
Silby,Mark Winston	7,984.87
Turner,Jefferson T	106,774.37
Center of Labor Education	
Jochim,Lisa A.	654,779.12
Chemistry & Biochemistry	
Cai,Shuowei	297,291.52
Neto,Catherine A.	61,676.35
Singh,Bal R	512,285.01
Zuo,Yuegang	67,520.49
Economics	
Georgianna,Daniel	3,900.00
English	
LaFrance,Michelle J	860.01

FY 2011 Research and Other Sponsored Award Expenditures
By Principal Investigator/Project Director

EXECUTIVE LEVEL

Department/ Principal Investigator

	Total Expenditures
Riley,Jeannette	47,360.70
History	
Koot,Gerard M	190,402.31
Math	
Gottlieb,Sigal	490,070.25
Kim,Saeja O	818.86
Psychology	
Locke,Robin	18,063.64
Richardson,Elizabeth E.	61,600.76
Shapiro,Amy M.	203,137.40
Sims Knight,Judith	38,948.15
Sociology/Anthropology/Crime and Justice Studies	
Krumholz,Susan T	9,018.00
Robinson,Robin A.	15,024.97
College of Arts & Sciences Sum	3,293,625.27

College of Engineering

Bioengineering

Calvert,Paul D.	163,771.38
Fan,Qinguo	35,699.35
Ferreira,Tracie L.	67,545.93
Kim,Yong K.	121,989.55

Civil & Environmental Engineering

Fennessey,Neil M.	12,496.35
Miller,Heather J.	(260.69)
Mogawer,Walaa S	266,358.86
Pennell,Kelly	75,582.88
Rahbar,Nima	29,533.80
Sengupta,Sukalyan	121,874.25

Computer Information Science

Balasubramanian,Ramprasad	26,395.12
Bergandy,Jan W	90.00
Mikolajczak,Boleslaw	17,287.82
Vokkarane,Vinod M.	78,029.48
Xu,Haiping	2,627.67

Electrical Computer Engineering

Bilik,Igor	129,290.74
Brown,David A.	89,164.33
Buck,John R.	163,843.40
Chen,Chi Hau	5,682.77
Cory,Lester W	80,624.72
Li,Yifei	84,346.94

FY 2011 Research and Other Sponsored Award Expenditures
By Principal Investigator/Project Director

EXECUTIVE LEVEL

Department/ Principal Investigator

	Total Expenditures
Payton,Karen L	68,373.00
Rancour,David P	128,721.93
Xing,Liudong	90,437.15
Mechanical Engineering	
Bhowmick,Sankha	65,306.95
Chalivendra,Vijaya	61,210.19
Fowler,Alex J.	27,026.63
Friedman,Peter	46,483.17
Holtta-Otto,Katja	51,704.20
Huang,Wenzhen	36,949.16
Laoulache,Raymond N	56,061.71
Raessi,Mehdi	2,739.00
Rice,John M	21,434.95
Physics	
Fisher,Robert	198,871.08
Khanna,Gaurav	84,446.88
Tandon,Amit	221,003.04
Wang,Jianyi Jay	13,934.78
Zarrillo,Marguerite L.	36,378.07
Sustainability Program	
Jennings,Susan	255,431.77
College of Engineering Sum	3,038,488.31
College of Nursing	
Community Nursing	
Leffers,Jeanne M.	3,114.41
Russell,Gail	14,401.94
Sousa,Sharon A	6,187.50
Lead Paint Program	
Maiocco,Carmen J.	659,368.21
College of Nursing Sum	683,072.06
College of Visual & Performing Arts	
Music	
Hartigan,Royal J.	1,998.00
College of Visual & Performing Arts Sum	1,998.00
Professional & Continuing Education	
Division of Continuing Education	
McGuirl-Hadley,Joy A.	5,280.00
Pacheco,Melissa	13,224.59
Professional & Continuing Education Sum	18,504.59

FY 2011 Research and Other Sponsored Award Expenditures
By Principal Investigator/Project Director

EXECUTIVE LEVEL

Department/ Principal Investigator

	Total Expenditures
--	---------------------------

School for Marine Science and Technology

Estuarine and Ocean Sciences

Altabet, Mark A.	346,588.30
Bisagni, James J.	32,407.61
Brown, Wendell S.	209,788.41
Gangopadhyay, Avijit	108,247.53
Goodman, Louis	304,184.51
Howes, Brian L.	995,708.03
MacDonald, Daniel G.	101,914.43
Pilskaln, Cynthia	145,075.45
Sundermeyer, Miles A	350,642.12

Fisheries Oceanography

Cadrin, Steven X.	1,510,238.09
Chen, Changsheng	635,831.22
Cowles, Geoffrey W.	188,067.05
He, Pingguo	226,892.48
Hyun, Saang-Yoon	9,578.88
Rothschild, Brian J	92,139.80
Stokesbury, Kevin D.E.	2,423,517.49

School for Marine Science and Technology Sum	7,680,821.40
---	---------------------

School of Education, Public Policy, and Civic Engagement

Center for University, School & Community Partnerships

Blake, Loretta D.	19,059.07
Crowley, Patricia A.	112,704.83
O'Connor, Karen A.	1,015,459.19

Civic Engagement

Roy, Matthew H.	438,732.94
-----------------	------------

Kaput Center

Brekka, Maria L.	538,803.74
Hegedus, Stephen J.	701,617.65
Orrill, Chandra H	154,016.59

Policy Studies

Goodman, Michael D	15,912.74
--------------------	-----------

Science, Technology, Engineering & Math

Moosavi, Sadredin C	9,652.21
---------------------	----------

School of Education, Public Policy, and Civic Engagem	3,005,958.96
--	---------------------

Administrative & Fiscal Affairs

Public Safety

Kehoe, William T.	1,000.00
-------------------	----------

FY 2011 Research and Other Sponsored Award Expenditures
By Principal Investigator/Project Director

EXECUTIVE LEVEL

Department/ Principal Investigator

	Total Expenditures
Administrative & Fiscal Affairs Sum	1,000.00

School of Education, Public Policy and Civic Engagement

Teaching & Learning	
Kruger,Cynthia G	30,460.06
School of Education, Public Policy and Civic Engagem	30,460.06

Grand Total	20,057,162.08
--------------------	----------------------